

MONTECITO FIRE PROTECTION DISTRICT

Agenda for the Regular Meeting of the Board of Directors

Montecito Fire Protection District Headquarters
595 San Ysidro Road
Santa Barbara, California
May 22, 2023 at 2:00 p.m.

Agenda items may be taken out of the order shown.

1. Public comment: Any person may address the Board at this time on any non-agenda matter that is within the subject matter jurisdiction of the Montecito Fire Protection District. (30 minutes total time allotted for this discussion.)
2. Report from the Finance Committee. (Strategic Plan Goal 8)
 - a. Receive budget development presentation and review the recommended Preliminary Budget for FY 2023-24.
 - b. Consider recommendation to approve March and April 2023 financial statements.
 - c. Review PARS Post-Employment Benefits Trust statements for March 2023.
3. Approval of Minutes of the April 24, 2023 Regular Meeting.
4. Fire Chief's report.
5. Board of Director's report.
6. Suggestions from Directors for items other than regular agenda items to be included for the June 26, 2023 Regular Board meeting.
7. CLOSED SESSION:
 - a. CONFERENCE WITH REAL PROPERTY NEGOTIATORS (Government Code section 54956.8)
Property: 100 Innovation Place, Summerland, CA
Agency Negotiators: Directors Dougherty and van Duinwyk
Negotiating parties: UC Investments
Under negotiation: Price and terms of payment

Adjournment

Montecito Fire Protection District
Agenda for Regular Meeting, May 22, 2023
Page 2

This agenda posted pursuant to the provisions of the Government Code commencing at Section 54950. The date of the posting is May 18, 2023.



David Neels, Fire Chief

Note: In compliance with the Americans with Disabilities Act, if you need special assistance to participate in this meeting, please contact the District office at 969-7762. Notification at least 48 hours prior to the meeting will enable the District to make reasonable arrangements.

Materials related to an item on this agenda submitted to the Board of Directors after distribution of the agenda packet are available for public inspection in the Montecito Fire Protection District's office located at 595 San Ysidro Road during normal business hours.

Agenda

Item #2

Attachment

A



STAFF REPORT

To: Montecito Fire Protection District Board of Directors
From: David Neels, Fire Chief *DN*
Prepared by: Araceli Nahas, Accountant *AN*
Date: May 22, 2023
Topic: Recommended Preliminary Budget for Fiscal Year 2023-24

Summary

This report will focus on the recommended Preliminary Budgets for the District’s three funds: General Fund, Capital Reserves, and Land & Building.

Budget Summary

The Preliminary Budget is presented for approval by June 30. The revenue and expenditures presented for review are based on a combination of estimates and known figures. The following table is an overview of the balanced budgets for each fund, a consolidated total, and estimated fund balances on June 30, 2024.

	GENERAL FUND	CAPITAL RESERVES	LAND & BUILDING	TOTAL
Property taxes	22,896,000	-0-	-0-	22,896,000
Other revenue	<u>2,474,500</u>	<u>370,000</u>	<u>30,000</u>	<u>2,874,500</u>
Total Revenue	25,370,500	370,000	30,000	25,770,500
Salaries and benefits	18,769,500	-0-	-0-	18,769,500
Services and supplies	2,380,500	-0-	500,000	2,880,500
Other charges	52,260	-0-	-0-	52,260
Capital assets	1,417,000	1,170,240	279,500	2,866,740
Transfers/LT debt payments	<u>1,545,700</u>	<u>-0-</u>	<u>-0-</u>	<u>1,545,700</u>
Total Expenses	<u>24,164,960</u>	<u>1,170,240</u>	<u>779,500</u>	<u>26,114,700</u>
Use/(add) of carryover funds¹	<u>(1,205,540)</u>	<u>800,240</u>	<u>749,500</u>	<u>344,200</u>
Net financial impact	-0-	-0-	-0-	-0-
Est. fund balance on 6/30/24	10,907,000	3,002,000	2,250,000	16,159,000

¹ Carryover funds are included as a budgetary resource (like revenue) to eliminate a projected excess of expenditures over expected revenues. Carryover funds are an accumulation of unanticipated revenue, unspent funds, or Board-assigned reserves. The use of all funds is subject to Board approval.

Discussion

The proposed Preliminary Budget provides anticipated revenues and expenses for fiscal year 2023-24, and it is presented along-side the adopted budget for the current fiscal year (2022-23) for comparison purposes. The following descriptions will detail notable variances at the line item level.

General Fund Revenues

- Property Tax Revenues – An increase of 5.0% was applied to Secured property tax (3010) and Unsecured property tax (3050) based on current County projections. The total property tax increase from the prior year is \$1,057,500. An updated assessed value will be provided in August and property tax revenues will be updated accordingly in the Final Budget.
- Interest Income (3380) – An increase in interest income is expected based on current returns from the fixed income market.
- Rental Property Income (3409) – An increase of about \$38,000 due to the availability of the two rental units that were damaged and destroyed during the debris flow. The three units are expected to be occupied starting July 1, 2023.
- State and Federal Emergency Assistance (3750 and 4476) – These two line items capture expected revenue from state and federal mutual aid assignments. Total fire assignment revenue is budgeted at \$2,000,000: \$1,000,000 from state and \$1,000,000 from federal agencies. (This revenue is offset by line 6301 – Overtime Reimbursable.)
- State Grant (4310) – The Cal Fire Prevention Grant will end on June 30, 2023. However, Cal Fire awarded \$4 million to the Santa Barbara County Fire Safe Council for eligible hazard mitigation projects within our County Operational Area and the Fire Safe Council has allocated \$220,000 in each of the next two fiscal years to Montecito Fire for the neighborhood chipping, tag and trim, and grazing projects. All grant administration will be handled by the Fire Safe Council.
- Insurance Proceeds (5780) and Other Payment for Damages (5894) – The District does not expect to collect these types of revenues in the upcoming fiscal year.

General Fund Expenditures – Salaries & Employee Benefits

- Regular Salaries (6100) - The budgeted salaries increased by \$1,000. The calculation includes the following:
 - Scheduled longevity pay increases for eligible employees.
 - There are no base pay increases for July 1, 2023 based on current MOUs. Bargaining unit negotiations are expected to be completed by January 1, 2024.
 - Prorated pay for two firefighters and one firefighter/paramedic with an estimated start date of March 1, 2024.
- Retirement Contributions (6400) – Employer pension contributions are projected to decrease by \$680,000, or 25%. The decrease is due to the unfunded accrued liability (UAL) payment for the upcoming fiscal year totaling \$2,400. The UAL payment for FY 2023 was \$811,000.
- Workers Compensation Insurance (6900) – This line item decreased by \$100,000 due to a decrease in the District’s Experience Modification Factor, which affects WC insurance premiums annually.

General Fund Expenditures – Services and Supplies

Every expense line item has an “Operational” budget, which is the amount required to continue operating at the current level of service. Other descriptions are included to show one-time expenses presented for approval in the budget, and to provide more detail on the line item funding fluctuations.

- Structure and Ground Maintenance (7200) – This line item decreased by \$182,500. The prior year budget includes \$250,000 for fire damage repairs at Station 92, and one-time budget increases presented for approval include Station 92 interior painting, and lighting upgrades to the Mechanic Bay.
- Fire Defense Zone - Hazard Mitigation (7205) – The funding for this line item decreased by \$155,000. As explained in the revenues section for the State Grant (4310), funding for chipping, tag and trim, and grazing projects for the next two fiscal years will be provided by a grant issued to the Santa Barbara Fire Safe Council. The District’s Wildland Specialists will continue to organize and supervise all Montecito Fire hazard mitigation projects regardless of the funding source.
- Instruments & Equipment (7348) – This line item increased by \$75,000. Proposed one-time expenses include equipment totaling \$65,000 for the new Type 1 engine being delivered in late 2023, and a recurring budget request to maintain the Haz Mat team equipment on an annual basis of \$10,000 per year.
- Medical & First Aid Supplies (7400) – A proposed one-time expense of \$67,000 to replace the District’s 24 AED units. The replacement of current AEDs is necessary to gain compliance with a new County EMS policy.
- Professional and Special Services (7460) – This account line item captures all professional services: legal, IT, medical exams, mapping, communications consulting, and special studies. A one-time expense has been added for the Evacuation Zones Analysis by Fehr and Peers, approved by the Board in April 2023 and scheduled for completion in FY 2024.
- Contractual Services (7510) - This account line item captures all recurring services and platforms: IT cloud services, software maintenance, apps and Dispatch CAD fees. Proposed recurring services include a new website design and host, and a new software to be used by the Prevention Bureau to streamline the process for all permits and inspections.
- Administrative Tax Expense (7546) – This line item is for the property tax revenue collection fee paid to the County. This line item was reduced to match the actual expense in FY 2023.

General Fund Expenditures – Capital Assets

- Structures and Improvements (8200) – Proposed one-time projects include the loft renovation and driveway asphalt replacement at Station 91, and a security gate, carport and new flooring at Station 92.
- Equipment (8300) – This line item is used to account for fixed assets over \$5,000, which are recorded and depreciated over an estimated useful life. Proposed one-time expenses include the carryover of funds for a new cardiac monitor that will be delivered in FY 2024, the ongoing Communications Microwave Simulcast project, and portable radios replacements which are undergoing a thorough testing phase and will be delivered in FY 2024.

Capital Reserves (Fund 3652) – This fund maintains reserves for vehicle and apparatus replacements based on a service schedule. Proposed capital assets include the replacement of Squad 91, and the purchase of a Prevention 95 (Engineer-Inspector) vehicle. Additionally, the Type 1 engine (to replace Engine 92) has a scheduled delivery date of September 2023. All vehicles are purchased under government pricing contracts, sole source provider or through a competitive bid process.

Land & Building (Fund 3653) – This fund maintains reserves for pre-acquisition costs for a joint fire station (\$2.5 million) and the solar project infrastructure costs.

Conclusion

Staff recommends that the Board review the Preliminary Budget, and any amendments can be incorporated prior to budget approval in June. There were no amendments proposed by the Finance Committee.

Attachments

1. Preliminary Budget Presentation
2. Proposed Budget for Fiscal Year 2023-24

Strategic Plan Reference

Strategic Plan Goal #8, Ensure Financial Accountability & Transparency



Preliminary Budget

May 22, 2023



MONTECITO FIRE DEPARTMENT

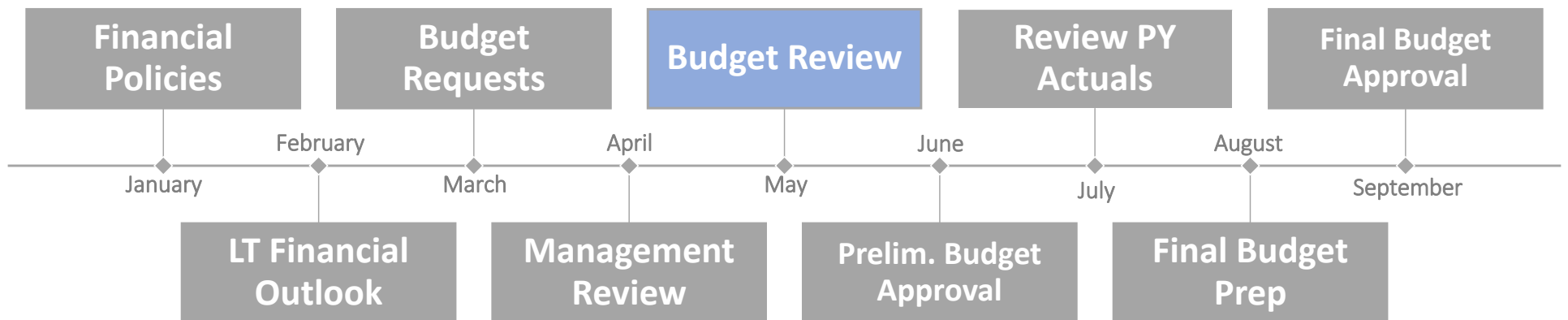
An Independent Fire District

Introduction

- Budget Calendar
- Bargaining Unit Contract
- Pension Obligation Bond Impacts
- Budget Overview
- Budget Priorities



Budget Calendar



Preliminary Budget

Bargaining Unit Contracts

- Current MOU contracts expire December 31, 2023
- Bargaining units are planning to engage in negotiations in September
- Budget will be updated, if necessary, when negotiations conclude



Preliminary Budget

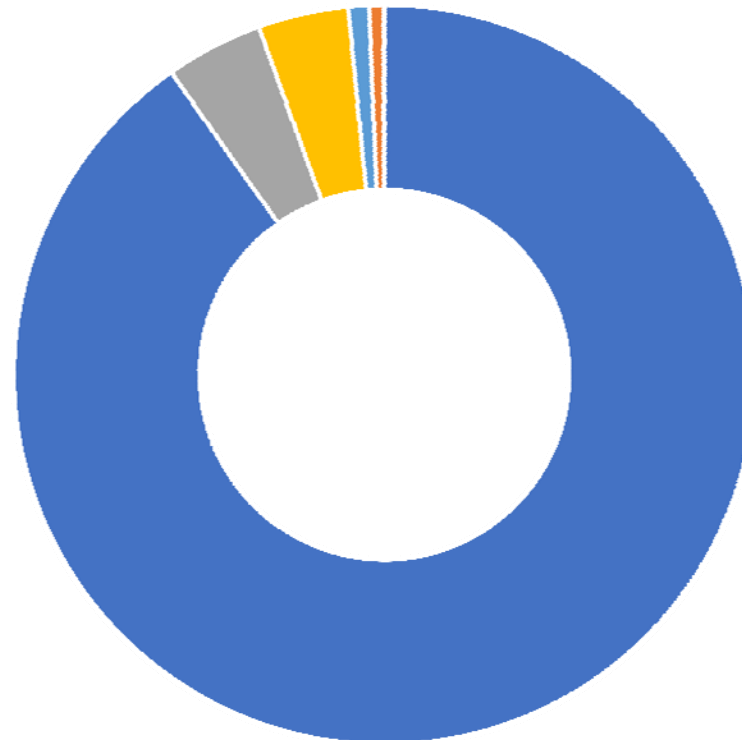
Pension Obligation Bond Impacts

- POB principal repayment and interest expenses totals \$1.25 million in FY 24 (final POB payment in FY 28).
- CalPERS funding status for all plans is approximately 99.5%.
- CalPERS UAL payments decreased to \$3,000 in FY 24 (\$811,000 in the prior year).



Revenue: General Fund

Total Revenue by Source, \$25.3 Million



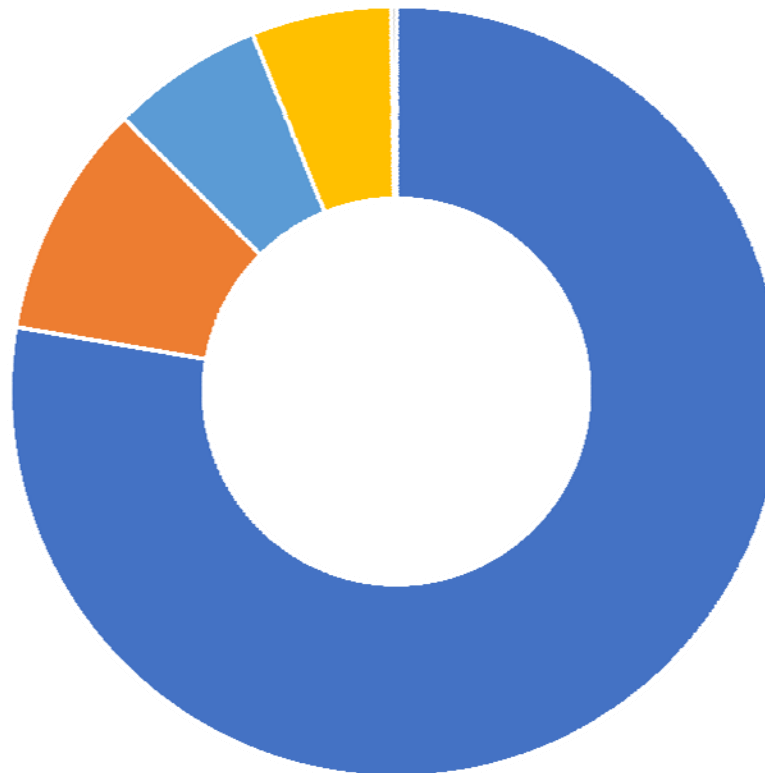
- Property Taxes Revenue (90%)
- Intergov Revenue - State (4%)
- Charges for Services (1%)
- Use of Money and Property (1%)
- Intergov Revenue - Federal (4%)
- Miscellaneous Revenue (0%+)



Preliminary Budget

Expenses: General Fund

Total Expenses by Object Level, \$24.2 million



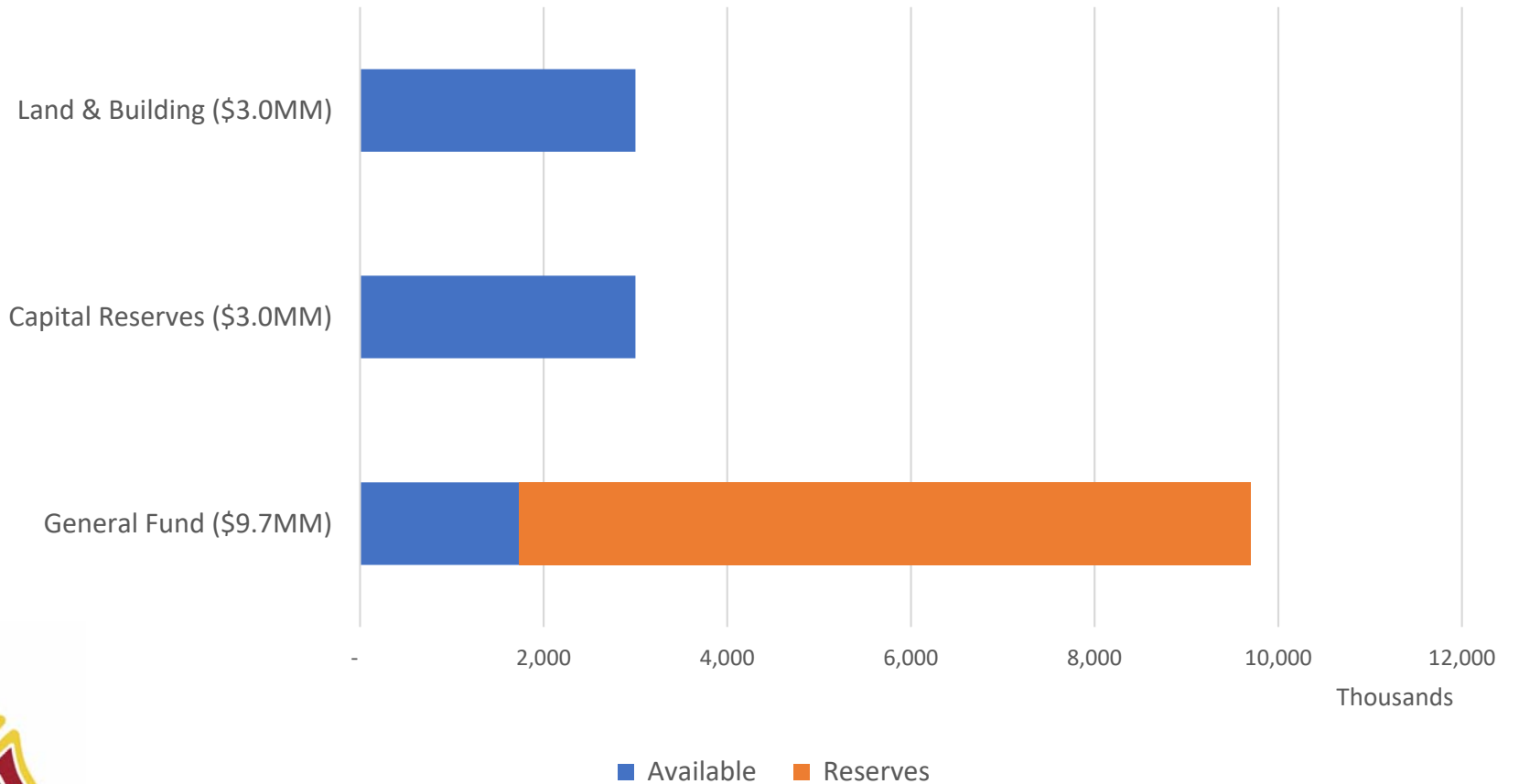
- Salaries & Employee Benefits (78%)
- Services & Supplies (10%)
- Other Charges (0%+)
- Capital Assets (6%+)
- Transfers/LT Debt Payments (6%)



Preliminary Budget

Fund Balances on July 1, 2023

Funds by Category, \$15.7 million



Preliminary Budget

Preliminary Budget Overview

	GENERAL FUND	CAPITAL RESERVES	LAND & BUILDING	TOTAL
Property taxes	22,896,000	-0-	-0-	22,896,000
Other revenue	<u>2,474,500</u>	<u>370,000</u>	<u>30,000</u>	<u>2,874,500</u>
Total Revenue	25,370,500	370,000	30,000	25,770,500
Salaries and benefits	18,769,500	-0-	-0-	18,769,500
Services and supplies	2,380,500	-0-	500,000	2,880,500
Other charges	52,260	-0-	-0-	52,260
Capital assets	1,417,000	1,170,240	279,500	2,866,740
Transfers/LT debt payments	<u>1,545,700</u>	<u>-0-</u>	<u>-0-</u>	<u>1,545,700</u>
Total Expenses	<u>24,164,960</u>	<u>1,170,240</u>	<u>779,500</u>	<u>26,114,700</u>
Use/(add) of carryover funds	<u>(1,205,540)</u>	<u>800,240</u>	<u>749,500</u>	<u>344,200</u>
Net financial impact	-0-	-0-	-0-	-0-
Est. fund balance on 6/30/24	10,907,000	3,002,000	2,250,000	16,159,000



Preliminary Budget

Budget Priorities

- Enhance Service Levels to Keep our Community Safe
- Provide for Firefighter Mental, Physical, and Spiritual Health/Safety
- Maintain and Enhance Infrastructure
- Maintain Modern Service Delivery Fleet



Enhance Service Levels to Keep our Community Safe

- Structure Hardening Grant Program - \$50,000
- AED Equipment Replacement (24 units) - \$67,000
- Evacuation Zones Analysis - \$45,000
- New Department Website and Host - \$7,900
- Permitting and Inspection Software - \$12,000
- Advanced Life Support Equipment - \$30,000 (carryover)



Provide for Firefighter Mental, Physical, and Spiritual Health/Safety

- Firefighter Safety Equipment (hose, rope, USAR, Haz Mat) - \$31,000
- Equipment for New Type 1 Engine - \$65,000
- Communications Microwave Simulcast Upgrade - \$272,000 (carryover)



Maintain and Enhance Infrastructure

Station 91

- Loft office renovation
- Driveway asphalt replacement

Station 92

- Flooring replacement
- Security gate and carport
- Interior painting
- Mechanic Bay lighting upgrades

Total allocation = \$1,417,000



Preliminary Budget

Maintain Modern Service Delivery Fleet

- Type 1 Engine 92 - \$852,000 carryover (deposit paid in FY22)
- Squad 91 - \$230,000 (expected delivery in FY25)
- Prevention 95 (Engineer/Inspector) Vehicle - \$88,000



Summary

- Presented preliminary budget meets the organization's priorities and Board Financial Policies



Preliminary Budget

Montecito Fire Protection District
Preliminary Budget for Fiscal Year 2023-24

FUND 3650 - GENERAL FUND

	Preliminary Budget	Amended Budget FY 2023	Difference from Prelim
REVENUES			
Property Taxes			
3010 Property Tax - Secured (+5% estimate)	\$ 21,527,000	\$ 20,502,000	1,025,000
3011 Property Tax - Unitary	179,000	179,000	-
3020 Property Tax - Unsecured (+5% estimate)	673,000	640,500	32,500
3050 Property Tax - Prior Unsecured	20,500	20,500	-
3054 Supplemental Property Tax - Current	496,500	496,500	-
Total Taxes Revenue	22,896,000	21,838,500	1,057,500
Use of Money and Property			
3380 Interest Income	90,000	50,500	39,500
3409 Rental Property Income	69,000	31,000	38,000
Total Use of Money and Property	159,000	81,500	77,500
Intergovernmental Revenue - State			
3750 State-Emergency Assistance (Fire Asgmts)	1,000,000	1,000,000	-
4220 Homeowners Property Tax Relief	77,000	77,000	-
4310 State Grant (Cal Fire - Prevention)	-	150,000	(150,000)
Total Intergovernmental Revenue - State	1,077,000	1,227,000	(150,000)
Intergovernmental Revenue - Federal			
4476 Federal Emergency Assistance (Fire Asgmts)	1,000,000	1,000,000	-
Total Intergovernmental Revenue - Federal	1,000,000	1,000,000	-
Charges for Services			
5105 Reimbursement for District Services	228,000	221,500	6,500
Total Charges for Services	228,000	221,500	6,500
Miscellaneous Revenue			
5780 Insurance Proceeds	-	250,000	(250,000)
5894 Other - Payment for Damages (SCE Stmt)	-	363,000	(363,000)
5909 Other - Miscellaneous Revenue	10,500	10,500	-
Total Miscellaneous Revenue	10,500	623,500	(613,000)
TOTAL REVENUES	\$ 25,370,500	\$ 24,992,000	\$ 378,500

**Montecito Fire Protection District
Preliminary Budget for Fiscal Year 2023-24**

FUND 3650 - GENERAL FUND

		<u>Preliminary Budget</u>	<u>Amended Budget FY 2023</u>	<u>Difference from Prelim</u>
EXPENDITURES				
Salaries & Employee Benefits				
6100	Regular Salaries	\$ 10,252,500	\$ 10,251,500	1,000
6300	Overtime	202,000	202,000	-
6301	Overtime - Fire Reimbursable	2,000,000	2,000,000	-
6310	Overtime - Constant Staffing	1,047,000	1,047,000	-
6400	Retirement Contributions	2,008,000	2,688,000	(680,000)
6550	FICA/Medicare	192,500	192,500	-
6600	Insurance Contributions	2,462,000	2,467,000	(5,000)
	Health Insurance	2,240,000	2,234,000	
	Dental, Vision, Life Insurance	222,000	233,000	
6700	Unemployment Insurance	5,500	5,500	-
6900	Workers Compensation Insurance	600,000	700,000	(100,000)
	Total Salaries & Employee Benefits	18,769,500	19,553,500	(784,000)
Services & Supplies				
7030	Clothing and PPE	56,000	56,000	-
7050	Communications	115,000	115,000	-
7060	Food	4,500	4,500	-
7070	Household Supplies	36,000	36,000	-
7090	Insurance: Liability/Auto/Prop.	97,500	97,500	-
7120	Equipment Maintenance (Operations)	50,000	50,000	-
7200	Structure and Ground Maintenance	109,500	292,000	(182,500)
	Operational	50,000	42,000	-
	Fire damage repairs, Station 92	-	250,000	
	Interior painting, Station 92	50,000	-	
	Mechanic Bay lighting upgrades, Station 92	9,500	-	
7205	Fire Defense Zone (Hazard Mitigation)	300,000	455,000	(155,000)
	Operational	250,000	385,000	
	Structure Hardening Grant Program	50,000	50,000	
	Alert wildfire cameras and AI detection	-	20,000	
7322	Consulting and Management Fees	2,500	2,000	500
7324	Audit and Accounting Fees	40,000	30,000	10,000
7348	Instruments & Equipment	96,000	21,000	75,000
	Hose equipment and maintenance	6,000	6,000	
	Rope rescue equipment and maint	5,000	5,000	
	USAR equipment maintenance	10,000	10,000	
	HazMat team equipment (from 7630)	10,000	-	
	Equipment for new Type 1 engine	65,000	-	
7363	Equipment Maintenance (Vehicles)	140,000	140,000	-
7400	Medical & First Aid Supplies	114,000	47,000	67,000
	Operational	47,000	47,000	-
	Lifepak AEDs replacement (24)	67,000	-	
7430	Memberships	16,000	16,000	-
7450	Office Expense	20,000	20,000	-
7456	IT Hardware < \$5,000	7,500	7,500	-

**Montecito Fire Protection District
Preliminary Budget for Fiscal Year 2023-24**

FUND 3650 - GENERAL FUND

		<u>Preliminary Budget</u>	<u>Amended Budget FY 2023</u>	<u>Difference from Prelim</u>
7460	Professional and Special Services	360,000	324,000	36,000
	Operational	295,000	279,000	
	Facilities Project Manager	20,000	20,000	
	Evacuation Zones Analysis	45,000	-	
	Vegetation Mgmt Programmatic EIR	-	25,000	
7507	ADP Payroll Fees	10,000	10,000	-
7510	Contractual Services	149,000	120,500	28,500
	Operational	129,100		
	Prevention permit/inspection software	12,000		
	New website design and host	7,900		
7530	Publications & Legal Notices	6,000	6,000	-
7540	Rents & Leases - Equipment	5,500	5,500	-
7546	Administrative Tax Expense	220,000	240,000	(20,000)
7580	Rents & Leases - Structure (Gibraltar)	12,500	12,500	-
7630	Small Tools & Instruments	11,000	14,000	(3,000)
	Operational	11,000	11,000	
	HazMat team equipment (to 7348)	-	3,000	
7650	Special District Expense	35,500	38,000	(2,500)
	Operational (permits, fees, LAFCO, other)	35,500	30,500	
	Board elections	-	7,500	
7671	Special Projects	17,500	17,500	-
	Department mailers	10,000	10,000	
	Public Education materials	7,500	7,500	
7730	Transportation and Travel	80,000	80,000	-
7731	Gasoline/Oil/Fuel	90,000	90,000	-
7732	Training	109,000	90,000	19,000
	Operational	99,000	90,000	
	New hire academy	10,000	-	
7760	Utilities	70,000	60,000	10,000
	Total Services & Supplies	2,380,500	2,497,500	(117,000)
Other Charges				
7830	Interest Expense (POB)	52,260	124,300	(72,040)
	Total Other Charges	52,260	124,300	(72,040)
Capital Assets				
8200	Structures & Improvements	570,000	90,000	480,000
	Station 91: Loft renovation, driveway asphalt replacement			
	Station 92: Flooring (carryover), carport/gate			
8300	Equipment	847,000	907,000	(60,000)
	ALS equipment - cardiac monitor (carryover)	30,000	30,000	
	Comm - Microwave Simulcast Upgrade	272,000	332,000	
	Portable radios replacement (carryover)	545,000	545,000	
	Total Capital Assets	1,417,000	997,000	420,000
	TOTAL EXPENDITURES	22,619,260	23,172,300	(553,040)

**Montecito Fire Protection District
Preliminary Budget for Fiscal Year 2023-24**

FUND 3650 - GENERAL FUND

	Preliminary Budget	Amended Budget FY 2023	Difference from Prelim
Financing Uses			
7901 Tfr To Capital Reserves Fund (3652)	340,000	530,000	(190,000)
7901 Tfr To Land & Building Fund (3653)	-	1,350,000	(1,350,000)
7910 Long Term Debt Principal Repayment (POB)	<u>1,205,700</u>	<u>1,133,500</u>	<u>72,200</u>
Total Other Financing Uses	1,545,700	3,013,500	(1,467,800)
Decrease to Residual Fund Balance			
9601 Residual Fund Balance	-	<u>1,193,800</u>	<u>(1,193,800)</u>
Decrease to Residual Fund Balance	-	1,193,800	(1,193,800)
Increase to Residual Fund Balance			
9601 Residual Fund Balance	<u>1,205,540</u>	-	<u>1,205,540</u>
Increase to Residual Fund Balance	1,205,540	-	1,205,540
TOTAL CHANGES TO FUND BALANCES	<u>1,205,540</u>	<u>(1,193,800)</u>	<u>2,399,340</u>
Net Financial Impact	<u>\$ -</u>	<u>\$ -</u>	<u>\$ -</u>
Fund 3650 Fund Balance Detail			
Reserves: Catastrophic	\$ 3,015,000	\$ 3,015,000	
Reserves: Economic Uncertainties	4,950,000	4,950,000	
Fund Balance - Unrestricted Residual (est. at end of FY)	<u>2,941,507</u>	<u>1,735,967</u>	
Projected Fund Balance at Year End	\$ 10,906,507	\$ 9,700,967	

Montecito Fire Protection District
Preliminary Budget for Fiscal Year 2022-23

FUND 3652 - CAPITAL RESERVES FUND	Preliminary Budget	Amended Budget FY 2023	Difference from Prelim
REVENUES			
Use of Money and Property			
3380 Interest Income	30,000	15,000	15,000
Total Use of Money and Property	30,000	15,000	15,000
Other Financing Sources			
5910 Transfer from General Fund (3650)	340,000	530,000	(190,000)
Total Other Financing Sources	340,000	530,000	(190,000)
TOTAL REVENUES	370,000	\$ 545,000	\$ (175,000)
EXPENDITURES			
Capital Assets			
8300 Equipment			
Type 1 Engine (Engine 92) - carryover	852,240	875,000	(22,760)
Squad 91	230,000	-	230,000
Vehicle (Prevention 95)	88,000	-	88,000
Vehicle (Division 91) - carryover	-	80,000	(80,000)
Vehicle (Prevention 94) - carryover	-	15,000	(15,000)
Total Capital Assets	1,170,240	970,000	200,240
TOTAL EXPENDITURES	1,170,240	970,000	200,240
Changes to Fund Balances			
Decrease to Assigned			
9901 Purpose of Fund	800,240	425,000	375,240
Decrease to Assigned	800,240	425,000	375,240
TOTAL CHANGES TO FUND BALANCES	800,240	425,000	375,240
Net Financial Impact	\$ -	\$ -	\$ -
Fund 3652 Fund Balance Detail			
Fund Balance - Nonspendable	\$ -	\$ 852,240	
Fund Balance - Assigned	3,002,239	2,147,999	
Projected Fund Balance at Year End	\$ 3,002,239	\$ 3,000,239	

Montecito Fire Protection District
Preliminary Budget for Fiscal Year 2022-23

FUND 3653 - LAND & BUILDING FUND	Preliminary Budget	Amended Budget FY 2023	Difference from Prelim
REVENUES			
Use of Money and Property			
3380 Interest Income	30,000	15,000	15,000
Total Use of Money and Property	30,000	15,000	15,000
Miscellaneous Revenue			
5780 Insurance Proceeds	-	250,000	(250,000)
Total Miscellaneous	-	250,000	(250,000)
Other Financing Sources			
5910 Transfer from General Fund (3650)	-	1,350,000	(1,350,000)
Total Other Financing Sources	-	1,350,000	(1,350,000)
TOTAL REVENUES	30,000	\$ 1,615,000	\$(1,585,000)
EXPENDITURES			
Services and Supplies			
7460 Professional Services	500,000	500,000	-
Total Services and Supplies	500,000	500,000	-
Capital Assets			
8200 Structures and Improvements			
Rental property rebuild	-	1,000,000	(1,000,000)
Solar project infrastructure	279,500	279,500	-
Total Capital Assets	279,500	1,279,500	(1,000,000)
TOTAL EXPENDITURES	779,500	1,779,500	(1,000,000)
Changes to Fund Balances			
Decrease to Assigned			
9901 Purpose of Fund	749,500	164,500	585,000
Decrease to Assigned	749,500	164,500	585,000
TOTAL CHANGES TO FUND BALANCES	749,500	164,500	585,000
Net Financial Impact	\$ -	\$ -	\$ -
Fund 3653 Fund Balance Detail			
Fund Balance - Assigned	\$ 2,999,029	\$ 3,163,529	
Less: Fund Balance - Assigned for FY	(749,500)	(164,500)	
Projected Fund Balance at Year End	\$ 2,249,529	\$ 2,999,029	

Attachment B

Variance Report
Finance Committee - May 15, 2023

Report	Line Item	Variance Explanation
1 Balance Sheet	0130	Funds held with the rental property management company.
2 Balance Sheet	1015 & 1210	The EFT and Accounts Payable balance reflect expenses entered by month-end, but disbursement payment wasn't completed until the next month.
3 Balance Sheet	1331	Funds due to CalOES/FEMA as part of the SCE escrow funds settlement. CalOES will send payment instructions when ready to collect the funds.
4 Balance Sheet	Fund 3652 0550	Deposit for a Type 1 engine that will be delivered in 2023.
5 Financial Status	Taxes	Property tax revenue is in line with past years - we expect to collect about 95%+ of total budgeted revenue by April month-end.
6 Financial Status	3380	Interest income is higher than expected due to the performance of the fixed income market.
7 Financial Status	3750 & 4476	Fire assignment revenue for State and Federal is budgeted at \$2 million total. Earned revenue through April 30th is \$1.59 million as listed in the Mutual Aid Billing report.
8 Financial Status	4310	The District expects to recognize \$150,000 in grant funding from Cal Fire by fiscal year end.
9 Financial Status	5894	Additional escrow funds from the SCE Thomas Fire/Debris Flow settlement that do not have to be reimbursed to CalOES. Funds have been received, but the Dept is waiting on a formal acknowledgment from CalOES prior to recognizing the funds as revenue.
10 Financial Status	8200	Budgeted projects include: renovations to the loft offices (Station 91) and flooring (Station 92). Both projects are in the planning phase.
11 Financial Status	8300	Budgeted projects include: cardiac monitor which is on order, portable radios fleet replacement which are currently being tested, and the communications microwave simulcast upgrade which is ongoing.
12 Revenue Transactions	3010 to 3380	Property tax revenue transactions are all input by the County Auditor-Controller's office.
13 Cost Transactions	7120	January storm preparation expenses, like sand bags and sand, will be reimbursed by FEMA and CalOES as part of the disaster recovery claim.
14 Financial Trend	3381	The County changed its policy and is no longer recognizing unrealized gains/losses in FIN for FY 23.

Balance Sheet

Selection Criteria: Fund = 3650, 3652, 3653

Layout Options: Summarized By = Fund; Page Break At = Fund

Fund 3650 -- Montecito Fire Protection Dist

	Beginning Balance 7/1/2022	Year-To-Date Debits	Year-To-Date Credits	Ending Balance 4/30/2023
Assets & Other Debits				
Assets				
0110 -- Cash in Treasury	12,651,505.80	35,190,113.37	30,398,835.51	17,442,783.66
0120 -- Imprest Cash	500.00	0.00	0.00	500.00
0130 -- Cash with Fiscal Agents	18,567.43	6,842.73	0.00	25,410.16 1
0230 -- Accounts Receivable	398,315.00	0.00	398,315.00	0.00
0240 -- Interest Receivable	19,507.02	132,156.48	151,663.50	0.00
Total Assets	13,088,395.25	35,329,112.58	30,948,814.01	17,468,693.82
Total Assets & Other Debits	13,088,395.25	35,329,112.58	30,948,814.01	17,468,693.82
Liabilities, Equity & Other Credits				
Liabilities				
1010 -- Warrants Payable	0.00	523,915.96	523,915.96	0.00
1015 -- EFT Payable	7,757.91	6,902,010.99	6,937,566.87	43,313.79 2
1020 -- Salaries & Benefits Payable	46,166.00	46,166.00	0.00	0.00
1210 -- Accounts Payable	48,156.54	7,456,924.66	7,532,227.61	123,459.49 2
1240 -- Accrued Expenses	54,796.00	54,796.00	0.00	0.00
1331 -- Due To Other Governments	2,036,252.25	0.00	0.00	2,036,252.25 3
1400 -- Deposits	500.00	0.00	0.00	500.00
1730 -- Unidentified Deposits	0.00	2,012,758.27	2,012,758.27	0.00
Total Liabilities	2,193,628.70	16,996,571.88	17,006,468.71	2,203,525.53
Equity				
2130 -- Fund Balance-Committed	7,685,500.00	0.00	280,000.00	7,965,500.00
2200 -- Fund Balance-Residual	3,209,266.55	58,041,318.71	62,131,720.45	7,299,668.29
Total Equity	10,894,766.55	58,041,318.71	62,411,720.45	15,265,168.29
Total Liabilities, Equity & Other Credits	13,088,395.25	75,037,890.59	79,418,189.16	17,468,693.82

Balance Sheet

Selection Criteria: Fund = 3650, 3652, 3653

Layout Options: Summarized By = Fund; Page Break At = Fund

Fund 3652 -- Montecito Fire Cap Outlay Res

	Beginning Balance 7/1/2022	Year-To-Date Debits	Year-To-Date Credits	Ending Balance 4/30/2023
Assets & Other Debits				
Assets				
0110 -- Cash in Treasury	2,569,710.12	33,441.84	75,287.29	2,527,864.67
0240 -- Interest Receivable	3,289.33	34,500.65	37,789.98	0.00
0550 -- Deposits with Others	852,240.00	0.00	0.00	852,240.00 4
Total Assets	3,425,239.45	67,942.49	113,077.27	3,380,104.67
Total Assets & Other Debits	3,425,239.45	67,942.49	113,077.27	3,380,104.67
Liabilities, Equity & Other Credits				
Liabilities				
1015 -- EFT Payable	0.00	61,273.29	61,273.29	0.00
1210 -- Accounts Payable	0.00	61,273.29	61,273.29	0.00
1730 -- Unidentified Deposits	0.00	4,575.00	4,575.00	0.00
Total Liabilities	0.00	127,121.58	127,121.58	0.00
Equity				
2110 -- Fund Balance-Nonspendable	852,240.00	0.00	0.00	852,240.00 4
2140 -- Fund Balance-Assigned	2,572,999.45	0.00	0.00	2,572,999.45
2200 -- Fund Balance-Residual	0.00	1,054,210.43	1,009,075.65	-45,134.78
Total Equity	3,425,239.45	1,054,210.43	1,009,075.65	3,380,104.67
Total Liabilities, Equity & Other Credits	3,425,239.45	1,181,332.01	1,136,197.23	3,380,104.67

Balance Sheet

Selection Criteria: Fund = 3650, 3652, 3653

Layout Options: Summarized By = Fund; Page Break At = Fund

Fund 3653 -- Montecito Fire Land & Building

	Beginning Balance 7/1/2022	Year-To-Date Debits	Year-To-Date Credits	Ending Balance 4/30/2023
Assets & Other Debits				
Assets				
0110 -- Cash in Treasury	3,235,157.20	57,660.98	1,055,247.76	2,237,570.42
0240 -- Interest Receivable	5,230.89	36,694.86	41,925.75	0.00
Total Assets	3,240,388.09	94,355.84	1,097,173.51	2,237,570.42
Total Assets & Other Debits	3,240,388.09	94,355.84	1,097,173.51	2,237,570.42
Liabilities, Equity & Other Credits				
Liabilities				
1010 -- Warrants Payable	0.00	67,709.67	67,709.67	0.00
1015 -- EFT Payable	0.00	987,538.09	987,538.09	0.00
1210 -- Accounts Payable	76,859.57	1,055,247.76	1,125,436.67	147,048.48
Total Liabilities	76,859.57	2,110,495.52	2,180,684.43	147,048.48
Equity				
2140 -- Fund Balance-Assigned	3,163,528.52	0.00	0.00	3,163,528.52
2200 -- Fund Balance-Residual	0.00	2,968,375.99	1,895,369.41	-1,073,006.58
Total Equity	3,163,528.52	2,968,375.99	1,895,369.41	2,090,521.94
Total Liabilities, Equity & Other Credits	3,240,388.09	5,078,871.51	4,076,053.84	2,237,570.42

Financial Status

As of: 4/30/2023 (83% Enclosed)
Accounting Period: CLOSED

Selection Criteria: Fund = 3650, 3652, 3653

Layout Options: Summarized By = Fund, LineItemAccount; Page Break At = Fund

Fund 3650 -- Montecito Fire Protection Dist

Line Item Account	6/30/2023 Fiscal Year Adjusted Budget	4/30/2023 Year-To-Date Actual	6/30/2023 Fiscal Year Variance	6/30/2023 Fiscal Year Pct of Budget
Revenues				
Taxes				
3010 -- Property Tax-Current Secured	20,502,000.00	19,824,165.83	-677,834.17	96.69 %
3011 -- Property Tax-Unitary	179,000.00	109,753.50	-69,246.50	61.31 %
3015 -- PT PY Corr/Escapes Secured	0.00	49,524.15	49,524.15	--
3020 -- Property Tax-Current Unsecd	640,500.00	707,759.54	67,259.54	110.50 %
3023 -- PT PY Corr/Escapes Unsecured	0.00	7,695.88	7,695.88	--
3040 -- Property Tax-Prior Secured	0.00	4,082.95	4,082.95	--
3050 -- Property Tax-Prior Unsecured	20,500.00	13,090.19	-7,409.81	63.85 %
3054 -- Supplemental Pty Tax-Current	496,500.00	266,683.93	-229,816.07	53.71 %
3056 -- Supplemental Pty Tax-Prior	0.00	7,702.48	7,702.48	--
Taxes	21,838,500.00	20,990,458.45	-848,041.55	96.12 % 5
Fines, Forfeitures, and Penalties				
3057 -- PT-506 Int, 480 CIOS/CIC Pen	0.00	561.23	561.23	--
Fines, Forfeitures, and Penalties	0.00	561.23	561.23	--
Use of Money and Property				
3380 -- Interest Income	50,500.00	84,805.76	34,305.76	167.93 % 6
3409 -- Other Rental of Bldgs and Land	31,000.00	11,200.00	-19,800.00	36.13 %
Use of Money and Property	81,500.00	96,005.76	14,505.76	117.80 %
Intergovernmental Revenue-State				
3750 -- State-Emergency Assistance	1,000,000.00	269,411.01	-730,588.99	26.94 % 7
4220 -- Homeowners Property Tax Relief	77,000.00	65,739.00	-11,261.00	85.38 %
4310 -- State Grant	150,000.00	21,899.31	-128,100.69	14.60 % 8
Intergovernmental Revenue-State	1,227,000.00	357,049.32	-869,950.68	29.10 %
Intergovernmental Revenue-Federal				
4476 -- Federal Emergency Assistance	1,000,000.00	1,206,894.52	206,894.52	120.69 % 7

Financial Status

As of: 4/30/2023 (83% elapsed)
Accounting Period: CLOSED

Selection Criteria: Fund = 3650, 3652, 3653

Layout Options: Summarized By = Fund, LineItemAccount; Page Break At = Fund

Fund 3650 -- Montecito Fire Protection Dist

Line Item Account	6/30/2023 Fiscal Year Adjusted Budget	4/30/2023 Year-To-Date Actual	6/30/2023 Fiscal Year Variance	6/30/2023 Fiscal Year Pct of Budget
Intergovernmental Revenue-Federal	1,000,000.00	1,206,894.52	206,894.52	120.69 %
Charges for Services				
5105 -- Reimb for District Services	221,500.00	137,800.96	-83,699.04	62.21 %
Charges for Services	221,500.00	137,800.96	-83,699.04	62.21 %
Miscellaneous Revenue				
5768 -- Safety Member Reimbursement	0.00	13,480.32	13,480.32	--
5894 -- Other-Payment for Damages	363,000.00	0.00	-363,000.00	0.00 %
5895 -- Other-Donations	0.00	5,000.00	5,000.00	--
5909 -- Other Miscellaneous Revenue	10,500.00	2,850.33	-7,649.67	27.15 %
Miscellaneous Revenue	373,500.00	21,330.65	-352,169.35	5.71 %
Revenues	24,742,000.00	22,810,100.89	-1,931,899.11	92.19 %
Expenditures				
Salaries and Employee Benefits				
6100 -- Regular Salaries	10,251,500.00	9,451,747.42	799,752.58	92.20 %
6300 -- Overtime	202,000.00	7,851.57	194,148.43	3.89 %
6301 -- Overtime - Reimbursable	2,000,000.00	620,220.48	1,379,779.52	31.01 %
6310 -- Overtime - Constant Staffing	1,047,000.00	206,817.62	840,182.38	19.75 %
6400 -- Retirement Contribution	2,688,000.00	2,288,585.75	399,414.25	85.14 %
6550 -- FICA/Medicare	192,500.00	149,387.44	43,112.56	77.60 %
6600 -- Health Insurance Contrib	2,467,000.00	1,909,033.56	557,966.44	77.38 %
6700 -- Unemployment Ins Contribution	5,500.00	5,828.72	-328.72	105.98 %
6900 -- Workers Compensation	700,000.00	698,333.90	1,666.10	99.76 %
Salaries and Employee Benefits	19,553,500.00	15,337,806.46	4,215,693.54	78.44 %
Services and Supplies				
7030 -- Clothing and Personal	56,000.00	25,307.65	30,692.35	45.19 %
7050 -- Communications	115,000.00	89,016.00	25,984.00	77.41 %

Financial Status

As of: 4/30/2023 (83% of Budget)
Accounting Period: CLOSED

Selection Criteria: Fund = 3650, 3652, 3653

Layout Options: Summarized By = Fund, LineItemAccount; Page Break At = Fund

Fund 3650 -- Montecito Fire Protection Dist

Line Item Account	6/30/2023 Fiscal Year Adjusted Budget	4/30/2023 Year-To-Date Actual	6/30/2023 Fiscal Year Variance	6/30/2023 Fiscal Year Pct of Budget
7060 -- Food	4,500.00	3,327.46	1,172.54	73.94 %
7070 -- Household Supplies	36,000.00	27,341.67	8,658.33	75.95 %
7090 -- Insurance	97,500.00	97,377.00	123.00	99.87 %
7120 -- Equipment Maintenance	50,000.00	57,313.34	-7,313.34	114.63 %
7200 -- Structure & Ground Maintenance	42,000.00	70,788.54	-28,788.54	168.54 %
7205 -- Fire Defense Zone	455,000.00	275,694.44	179,305.56	60.59 %
7322 -- Consulting & Mgmt Fees	2,000.00	840.00	1,160.00	42.00 %
7324 -- Audit and Accounting Fees	30,000.00	14,169.75	15,830.25	47.23 %
7348 -- Instruments & Equip. < \$5000	21,000.00	7,911.73	13,088.27	37.67 %
7363 -- Equipment Maintenance	140,000.00	135,707.54	4,292.46	96.93 %
7400 -- Medical, Dental and Lab	47,000.00	30,004.74	16,995.26	63.84 %
7430 -- Memberships	16,000.00	12,898.50	3,101.50	80.62 %
7450 -- Office Expense	20,000.00	12,779.74	7,220.26	63.90 %
7456 -- IT Hardware Purchase < \$5K	7,500.00	5,062.08	2,437.92	67.49 %
7460 -- Professional & Special Service	324,000.00	290,290.46	33,709.54	89.60 %
7507 -- ADP Payroll Fees	10,000.00	8,787.26	1,212.74	87.87 %
7510 -- Contractual Services	120,500.00	117,518.58	2,981.42	97.53 %
7530 -- Publications & Legal Notices	6,000.00	5,933.73	66.27	98.90 %
7540 -- Rents/Leases-Equipment	5,500.00	3,853.16	1,646.84	70.06 %
7546 -- Administrative Expense	240,000.00	217,027.65	22,972.35	90.43 %
7580 -- Rents/Leases-Structure	12,500.00	9,950.76	2,549.24	79.61 %
7630 -- Small Tools & Instruments	14,000.00	8,174.73	5,825.27	58.39 %
7650 -- Special Departmental Expense	38,000.00	40,179.63	-2,179.63	105.74 %
7671 -- Special Projects	17,500.00	11,976.32	5,523.68	68.44 %
7730 -- Transportation and Travel	80,000.00	43,164.52	36,835.48	53.96 %
7731 -- Gasoline-Oil-Fuel	90,000.00	63,390.68	26,609.32	70.43 %
7732 -- Training	90,000.00	42,246.37	47,753.63	46.94 %
7760 -- Utilities	60,000.00	60,817.87	-817.87	101.36 %

Financial Status

As of: 4/30/2023 (83% elapsed)
Accounting Period: CLOSED

Selection Criteria: Fund = 3650, 3652, 3653

Layout Options: Summarized By = Fund, LineItemAccount; Page Break At = Fund

Fund 3650 -- Montecito Fire Protection Dist

Line Item Account	6/30/2023 Fiscal Year Adjusted Budget	4/30/2023 Year-To-Date Actual	6/30/2023 Fiscal Year Variance	6/30/2023 Fiscal Year Pct of Budget
Services and Supplies	2,247,500.00	1,788,851.90	458,648.10	79.59 %
Other Charges				
7830 -- Interest Expense	124,300.00	124,355.52	-55.52	100.04 %
Other Charges	124,300.00	124,355.52	-55.52	100.04 %
Capital Assets				
8200 -- Structures&Struct Improvements	90,000.00	10,806.50	79,193.50	12.01 % 10
8300 -- Equipment	907,000.00	44,306.81	862,693.19	4.88 % 11
Capital Assets	997,000.00	55,113.31	941,886.69	5.53 %
Expenditures	22,922,300.00	17,306,127.19	5,616,172.81	75.50 %
Other Financing Sources & Uses				
Other Financing Uses				
7901 -- Oper Trf (Out)	1,880,000.00	0.00	1,880,000.00	0.00 %
7910 -- Long Term Debt Princ Repayment	1,133,500.00	1,133,571.96	-71.96	100.01 %
Other Financing Uses	3,013,500.00	1,133,571.96	1,879,928.04	37.62 %
Other Financing Sources & Uses	-3,013,500.00	-1,133,571.96	1,879,928.04	37.62 %
Changes to Fund Balances				
Decrease to Residual Fund Balance				
9601 -- Residual Fund Balance-Inc/Dec	1,193,800.00	0.00	-1,193,800.00	0.00 %
Decrease to Residual Fund Balance	1,193,800.00	0.00	-1,193,800.00	0.00 %
Changes to Fund Balances	1,193,800.00	0.00	-1,193,800.00	0.00 %
Montecito Fire Protection Dist	0.00	4,370,401.74	4,370,401.74	--

Financial Status

As of: 4/30/2023 (83% elapsed)
Accounting Period: CLOSED

Selection Criteria: Fund = 3650, 3652, 3653

Layout Options: Summarized By = Fund, LineItemAccount; Page Break At = Fund

Fund 3652 -- Montecito Fire Cap Outlay Res

Line Item Account	6/30/2023 Fiscal Year Adjusted Budget	4/30/2023 Year-To-Date Actual	6/30/2023 Fiscal Year Variance	6/30/2023 Fiscal Year Pct of Budget
Revenues				
Use of Money and Property				
3380 -- Interest Income	15,000.00	25,577.51	10,577.51	170.52 %
Use of Money and Property	15,000.00	25,577.51	10,577.51	170.52 %
Revenues	15,000.00	25,577.51	10,577.51	170.52 %
Expenditures				
Capital Assets				
8300 -- Equipment	970,000.00	75,287.29	894,712.71	7.76 %
Capital Assets	970,000.00	75,287.29	894,712.71	7.76 %
Expenditures	970,000.00	75,287.29	894,712.71	7.76 %
Other Financing Sources & Uses				
Other Financing Sources				
5910 -- Oper Trf (In)-General Fund	530,000.00	0.00	-530,000.00	0.00 %
5919 -- Sale Capital Assets-Prsnl Prop	0.00	4,575.00	4,575.00	--
Other Financing Sources	530,000.00	4,575.00	-525,425.00	0.86 %
Other Financing Sources & Uses	530,000.00	4,575.00	-525,425.00	0.86 %
Changes to Fund Balances				
Decrease to Assigned				
9901 -- Purpose of Fund	425,000.00	0.00	-425,000.00	0.00 %
Decrease to Assigned	425,000.00	0.00	-425,000.00	0.00 %
Changes to Fund Balances	425,000.00	0.00	-425,000.00	0.00 %
Montecito Fire Cap Outlay Res	0.00	-45,134.78	-45,134.78	--

Financial Status

As of: 4/30/2023 (83% elapsed)
Accounting Period: CLOSED

Selection Criteria: Fund = 3650, 3652, 3653

Layout Options: Summarized By = Fund, LineItemAccount; Page Break At = Fund

Fund 3653 -- Montecito Fire Land & Building

Line Item Account	6/30/2023 Fiscal Year Adjusted Budget	4/30/2023 Year-To-Date Actual	6/30/2023 Fiscal Year Variance	6/30/2023 Fiscal Year Pct of Budget
Revenues				
Use of Money and Property				
3380 -- Interest Income	15,000.00	27,026.02	12,026.02	180.17 %
Use of Money and Property	15,000.00	27,026.02	12,026.02	180.17 %
Miscellaneous Revenue				
5780 -- Insurance Proceeds & Recovery	250,000.00	0.00	-250,000.00	0.00 %
Miscellaneous Revenue	250,000.00	0.00	-250,000.00	0.00 %
Revenues	265,000.00	27,026.02	-237,973.98	10.20 %
Expenditures				
Services and Supplies				
7460 -- Professional & Special Service	500,000.00	4,321.87	495,678.13	0.86 %
Services and Supplies	500,000.00	4,321.87	495,678.13	0.86 %
Capital Assets				
8200 -- Structures&Struct Improvements	1,279,500.00	1,095,710.73	183,789.27	85.64 %
Capital Assets	1,279,500.00	1,095,710.73	183,789.27	85.64 %
Expenditures	1,779,500.00	1,100,032.60	679,467.40	61.82 %
Other Financing Sources & Uses				
Other Financing Sources				
5910 -- Oper Trf (In)-General Fund	1,350,000.00	0.00	-1,350,000.00	0.00 %
Other Financing Sources	1,350,000.00	0.00	-1,350,000.00	0.00 %
Other Financing Sources & Uses	1,350,000.00	0.00	-1,350,000.00	0.00 %
Changes to Fund Balances				
Decrease to Assigned				
9901 -- Purpose of Fund	164,500.00	0.00	-164,500.00	0.00 %

Financial Status

As of: 4/30/2023 83% elapsed
 Accounting Period: CLOSED

Selection Criteria: Fund = 3650, 3652, 3653

Layout Options: Summarized By = Fund, LineItemAccount; Page Break At = Fund

Fund 3653 -- Montecito Fire Land & Building

Line Item Account	6/30/2023 Fiscal Year Adjusted Budget	4/30/2023 Year-To-Date Actual	6/30/2023 Fiscal Year Variance	6/30/2023 Fiscal Year Pct of Budget
Decrease to Assigned	164,500.00	0.00	-164,500.00	0.00 %
Changes to Fund Balances	164,500.00	0.00	-164,500.00	0.00 %
Montecito Fire Land & Building	0.00	-1,073,006.58	-1,073,006.58	--
Net Financial Impact	0.00	3,252,260.38	3,252,260.38	--

Revenue Transactions

Selection Criteria: Fund = 3650, 3652, 3653

Layout Options: Summarized By = Fund, LineItemAccount; Page Break At = Fund

Fund 3650 -- Montecito Fire Protection Dist

Document	Post On	Dept	Description	Amount
Line Item Account 3010 -- Property Tax-Current Secured				
JE - 0247414	4/12/2023	894	Sec 1/4% Admin Fee 22/23 per Gov't Code29142(3010)	-51,535.46
AUT - PT03735	4/14/2023	894	EST 2022SEC 1% Collections 1-1 to 4-14-23 (3010)	8,441,201.31
Total Property Tax-Current Secured				8,389,665.85
Line Item Account 3011 -- Property Tax-Unitary				
JE - 0247417	4/12/2023	894	Unitary1/4%AdminFee 22/23 perGov't Code29142(3011)	-535.67
Total Property Tax-Unitary				-535.67
Line Item Account 3020 -- Property Tax-Current Unsecd				
JE - 0247416	4/12/2023	894	Unsec1/4% Admin Fee 22/23 per Gov'tCode29142(3020)	-1,868.62
Total Property Tax-Current Unsecd				-1,868.62
Line Item Account 3380 -- Interest Income				
AUT - INTACCR	3/31/2023	894	INTEREST APPORTIONMENT ACCRUAL	55,449.08
Total Interest Income				55,449.08
Line Item Account 3750 -- State-Emergency Assistance				
DJE - 0164505	4/10/2023	894	OES Pre-position XSB, 8/31-9/6/22	86,320.69
DJE - 0164505	4/10/2023	894	OES Pre-position XSD, 9/9-9/11/22	18,254.93
DJE - 0164505	4/10/2023	894	Camino Fire, 7/1/22	8,581.03
DJE - 0164505	4/10/2023	894	Camino Fire, 6/29-6/30/22	25,107.11
Total State-Emergency Assistance				138,263.76
Line Item Account 4220 -- Homeowners Property Tax Relief				
AUT - PT03739	4/28/2023	894	2022/23 HOE 1% and Bond Appmt - 35% (4220)	27,069.00
Total Homeowners Property Tax Relief				27,069.00
Line Item Account 5105 -- Reimb for District Services				
DJE - 0164505	4/10/2023	894	AMR HoldCo Inc. first-response pmt, 01/2023	28,295.69
Total Reimb for District Services				28,295.69
Line Item Account 5768 -- Safety Member Reimbursement				
DJE - 0164505	4/10/2023	894	WC disability payment, 3/7-3/8/23 (1 employee)	462.61

12

Revenue Transactions

Selection Criteria: Fund = 3650, 3652, 3653

Layout Options: Summarized By = Fund, LineItemAccount; Page Break At = Fund

Fund 3650 -- Montecito Fire Protection Dist

Document	Post On	Dept	Description	Amount
Total Safety Member Reimbursement				462.61
Line Item Account 5909 -- Other Miscellaneous Revenue				
DJE - 0164505	4/10/2023	894	Credit for cell phone trade-in	87.50
DJE - 0164505	4/10/2023	894	Cal Card rebate, February 2023	580.27
DJE - 0164505	4/10/2023	894	Witness fee, 1 employee	275.00
DJE - 0164505	4/10/2023	894	Witness fee, 1 employee	275.00
DJE - 0164505	4/10/2023	894	Witness fee, 1 employee	275.00
DJE - 0164505	4/10/2023	894	Credit for cell phone trade-in	25.00
DJE - 0164505	4/10/2023	894	Subpoena document fee, AFM	37.00
DJE - 0164505	4/10/2023	894	Aflac overcharge reimbursement	0.02
Total Other Miscellaneous Revenue				1,554.79
Total Montecito Fire Protection Dist				8,638,356.49

Revenue Transactions

Selection Criteria: Fund = 3650, 3652, 3653

Layout Options: Summarized By = Fund, LineItemAccount; Page Break At = Fund

Fund 3652 -- Montecito Fire Cap Outlay Res

Document	Post On	Dept	Description	Amount
Line Item Account 3380 -- Interest Income				
AUT - INTACCR	3/31/2023	894	INTEREST APPORTIONMENT ACCRUAL	11,542.49
Total Interest Income				11,542.49
Line Item Account 5919 -- Sale Capital Assets-Prsnl Prop				
DJE - 0165261	4/11/2023	894	US Auction: Sale of Utility 93 (VIN -37649)	4,100.00
DJE - 0165261	4/11/2023	894	US Auction: Sale of hose, vehicle, radio equipment	475.00
Total Sale Capital Assets-Prsnl Prop				4,575.00
Total Montecito Fire Cap Outlay Res				16,117.49

Revenue Transactions

Selection Criteria: Fund = 3650, 3652, 3653

Layout Options: Summarized By = Fund, LineItemAccount; Page Break At = Fund

Fund 3653 -- Montecito Fire Land & Building

Document	Post On	Dept	Description	Amount
Line Item Account 3380 -- Interest Income				
AUT - INTACCR	3/31/2023	894	INTEREST APPORTIONMENT ACCRUAL	11,212.13
			Total Interest Income	11,212.13
			Total Montecito Fire Land & Building	11,212.13

Cost Transactions

Selection Criteria: Fund = 3650, 3652, 3653

Layout Options: Summarized By = Fund, LineltemAccount; Page Break At = Fund

Fund 3650 -- Montecito Fire Protection Dist

Post On	Document	Vendor/Employee Name	Description	Hours	Amount
Line Item Account 6100 -- Regular Salaries					
03/01/2023	CLM - 0721856	AFLAC	Employee paid insurance, February 2023	0.00	1,086.14
03/01/2023	EFC - 0035543	EMPOWER RETIREMENT LLC	Employee 457 plan contributions, 3/1/23	0.00	20,661.50
03/01/2023	EFC - 0035543	EMPOWER RETIREMENT LLC	Employer 457 plan contributions, 3/1/23	0.00	11,250.00
03/01/2023	MIC - 0176924	CALIFORNIA PUBLIC EMPLOYEES RETIREMENT SYSTEM	Employee retirement contribution, 2/28/23	0.00	49,775.42
03/02/2023	EFC - 0035483	WAGE WORKS INC	Montecito Fire FSA 2022 plan payments, 3/1/23	0.00	556.22
03/06/2023	EFC - 0035575	WAGE WORKS INC	Montecito Fire FSA 2022 plan payments, 3/3/23	0.00	1,050.00
03/07/2023	EFC - 0035576	WAGE WORKS INC	Montecito Fire FSA 2022 plan payments, 3/6/23	0.00	569.93
03/07/2023	EFC - 0035577	WAGE WORKS INC	Montecito Fire FSA 2022 plan payments, 3/6/23	0.00	400.00
03/08/2023	EFC - 0035578	WAGE WORKS INC	Montecito Fire FSA 2022 plan payments, 3/7/23	0.00	369.26
03/09/2023	EFC - 0035579	WAGE WORKS INC	Montecito Fire FSA 2022 plan payments, 3/8/23	0.00	77.95
03/10/2023	EFC - 0035580	WAGE WORKS INC	Montecito Fire FSA 2022 plan payments, 3/9/23	0.00	122.15
03/13/2023	EFC - 0035581	WAGE WORKS INC	Montecito Fire FSA 2022 plan payments, 3/10/23	0.00	566.02
03/14/2023	EFC - 0035582	WAGE WORKS INC	Montecito Fire FSA 2022 plan payments, 3/13/23	0.00	84.15
03/14/2023	EFC - 0035814	WAGE WORKS INC	Montecito Fire FSA 2022 plan credit, 3/6/23	0.00	-6.33
03/16/2023	CLM - 0727302	MONTECITO FIREMENS ASSOC	Employee association dues, M/D/23	0.00	4,300.00
03/16/2023	CLM - 0727302	MONTECITO FIREMENS ASSOC	Employee paid disability insurance, M/D/23	0.00	1,416.00
03/16/2023	EFC - 0035675	WAGE WORKS INC	Montecito Fire FSA 2022 plan payments, 3/15/23	0.00	1,010.42
03/16/2023	EFC - 0035766	STATE/FEDERAL TAXES & DIRECT DEPOSITS	Montecito Fire Payroll Dir Deposits, 3/16/23	0.00	280,612.77
03/16/2023	EFC - 0035766	STATE/FEDERAL TAXES & DIRECT DEPOSITS	Montecito Fire Payroll Taxes, 3/16/23	0.00	89,017.29
03/16/2023	JE - 0247042		Payroll check, 3/16/23	0.00	2,104.16
03/16/2023	MIC - 0178461	CALIFORNIA PUBLIC EMPLOYEES RETIREMENT SYSTEM	Employee retirement contribution, 3/15/23	0.00	48,326.56
03/17/2023	EFC - 0035683	WAGE WORKS INC	Montecito Fire FSA 2022 plan payments, 3/16/23	0.00	733.32
03/20/2023	EFC - 0035786	WAGE WORKS INC	Montecito Fire FSA 2022 plan payments, 3/17/23	0.00	136.00
03/21/2023	EFC - 0035787	WAGE WORKS INC	Montecito Fire FSA 2022 plan payments, 3/20/23	0.00	32.00
03/22/2023	EFC - 0035788	WAGE WORKS INC	Montecito Fire FSA 2022 plan payments, 3/21/23	0.00	167.41
03/24/2023	EFC - 0035789	WAGE WORKS INC	Montecito Fire FSA 2022 plan payments, 3/23/23	0.00	19.64

Cost Transactions

Selection Criteria: Fund = 3650, 3652, 3653

Layout Options: Summarized By = Fund, LineltemAccount; Page Break At = Fund

Fund 3650 -- Montecito Fire Protection Dist

Post On	Document	Vendor/Employee Name	Description	Hours	Amount
03/28/2023	EFC - 0035790	WAGE WORKS INC	Montecito Fire FSA 2022 plan payments, 3/27/23	0.00	30.00
03/29/2023	EFC - 0035791	WAGE WORKS INC	Montecito Fire FSA 2022 plan payments, 3/29/23	0.00	86.89
03/30/2023	EFC - 0035767	EMPOWER RETIREMENT LLC	Employee 457 plan contributions, 3/16/23	0.00	20,755.50
03/30/2023	EFC - 0035767	EMPOWER RETIREMENT LLC	Employer 457 plan contributions, 3/16/23	0.00	11,250.00
03/31/2023	EFC - 0035794	STATE/FEDERAL TAXES & DIRECT DEPOSITS	Montecito Fire Payroll Dir Deposits, 3/31/23	0.00	321,848.58
03/31/2023	EFC - 0035794	STATE/FEDERAL TAXES & DIRECT DEPOSITS	Montecito Fire Payroll Taxes, 3/31/23	0.00	107,770.58
04/01/2023	MIC - 0178477	CALIFORNIA PUBLIC EMPLOYEES RETIREMENT SYSTEM	Employee retirement contribution, 3/31/23	0.00	50,341.82
04/05/2023	EFC - 0035799	EMPOWER RETIREMENT LLC	Employee 457 plan contributions, 3/31/23	0.00	20,830.50
04/05/2023	EFC - 0035799	EMPOWER RETIREMENT LLC	Employer 457 plan contributions, 3/31/23	0.00	12,000.00
04/05/2023	EFC - 0035837	WAGE WORKS INC	Montecito Fire FSA 2022 plan payments, 4/4/23	0.00	35.00
04/05/2023	EFC - 0035838	WAGE WORKS INC	Montecito Fire FSA 2022 plan payments, 4/5/23	0.00	115.28
04/11/2023	EFC - 0035839	WAGE WORKS INC	Montecito Fire FSA 2022 plan payments, 4/10/23	0.00	127.99
04/14/2023	CLM - 0727304	MONTECITO FIREMENS ASSOC	Employee association dues, 4/14/23	0.00	4,200.00
04/14/2023	CLM - 0727304	MONTECITO FIREMENS ASSOC	Employee paid disability insurance, 4/14/23	0.00	1,386.50
04/14/2023	EFC - 0035889	STATE/FEDERAL TAXES & DIRECT DEPOSITS	Montecito Fire Payroll Dir Deposits, 4/14/23	0.00	363,225.15
04/14/2023	EFC - 0035889	STATE/FEDERAL TAXES & DIRECT DEPOSITS	Montecito Fire Payroll Taxes, 4/14/23	0.00	138,698.00
04/14/2023	MIC - 0179763	CALIFORNIA PUBLIC EMPLOYEES RETIREMENT SYSTEM	Employee retirement contribution, 4/15/23	0.00	47,761.67
04/17/2023	EFC - 0035903	WAGE WORKS INC	Montecito Fire FSA 2022 plan payments, 4/14/23	0.00	50.00
04/18/2023	EFC - 0035904	WAGE WORKS INC	Montecito Fire FSA 2022 plan payments, 4/17/23	0.00	332.00
04/19/2023	EFC - 0035905	WAGE WORKS INC	Montecito Fire FSA 2022 plan payments, 4/18/23	0.00	23.46
04/20/2023	CLM - 0729337	AFLAC	Employee paid insurance, March 2023	0.00	1,086.14
04/20/2023	EFC - 0035906	WAGE WORKS INC	Montecito Fire FSA 2022 plan payments, 4/19/23	0.00	72.84
04/21/2023	EFC - 0035907	WAGE WORKS INC	Montecito Fire FSA 2022 plan payments, 4/20/23	0.00	694.95
04/24/2023	EFC - 0035932	WAGE WORKS INC	Montecito Fire FSA 2022 plan payments, 4/21/23	0.00	22.70
04/25/2023	EFC - 0035933	WAGE WORKS INC	Montecito Fire FSA 2022 plan payments, 4/24/23	0.00	35.00
04/25/2023	EFC - 0035995	WAGE WORKS INC	Montecito Fire FSA 2022 plan payments, 4/24/23	0.00	35.00

Cost Transactions

Selection Criteria: Fund = 3650, 3652, 3653

Layout Options: Summarized By = Fund, LineltemAccount; Page Break At = Fund

Fund 3650 -- Montecito Fire Protection Dist

Post On	Document	Vendor/Employee Name	Description	Hours	Amount
04/27/2023	EFC - 0035996	WAGE WORKS INC	Montecito Fire FSA 2022 plan payments, 4/26/23	0.00	1,190.00
			Total Regular Salaries	0.00	1,618,443.53
Line Item Account 6400 -- Retirement Contribution					
03/01/2023	MIC - 0176924	CALIFORNIA PUBLIC EMPLOYEES RETIREMENT SYSTEM	District retirement contributions, 2/28/23	0.00	71,141.52
03/16/2023	MIC - 0178461	CALIFORNIA PUBLIC EMPLOYEES RETIREMENT SYSTEM	District retirement contributions, 3/15/23	0.00	69,072.20
04/01/2023	MIC - 0178477	CALIFORNIA PUBLIC EMPLOYEES RETIREMENT SYSTEM	District retirement contributions, 3/31/23	0.00	71,746.96
04/14/2023	MIC - 0179763	CALIFORNIA PUBLIC EMPLOYEES RETIREMENT SYSTEM	District retirement contributions, 4/15/23	0.00	67,640.61
04/27/2023	MIC - 0179479	CALIFORNIA PUBLIC EMPLOYEES RETIREMENT SYSTEM	2023 RBF Contribution, Adjustment	0.00	1,892.34
04/27/2023	MIC - 0179479	CALIFORNIA PUBLIC EMPLOYEES RETIREMENT SYSTEM	2023 RBF Contribution, COLA/Initial	0.00	30,702.06
			Total Retirement Contribution	0.00	312,195.69
Line Item Account 6550 -- FICA/Medicare					
03/16/2023	EFC - 0035766	STATE/FEDERAL TAXES & DIRECT DEPOSITS	Montecito Fire Payroll SS/Medicare, 3/16/23	0.00	6,638.19
03/31/2023	EFC - 0035794	STATE/FEDERAL TAXES & DIRECT DEPOSITS	Montecito Fire Payroll SS/Medicare, 3/31/23	0.00	7,511.44
04/14/2023	EFC - 0035889	STATE/FEDERAL TAXES & DIRECT DEPOSITS	Montecito Fire Payroll SS/Medicare, 4/14/23	0.00	8,525.60
			Total FICA/Medicare	0.00	22,675.23
Line Item Account 6600 -- Health Insurance Contrib					
03/01/2023	CLM - 0721788	MUTUAL OF OMAHA INSURANCE COMPANY	Life Insurance, March 2023	0.00	586.86
03/01/2023	CLM - 0722453	DELTA DENTAL	Dental insurance - active, March 2023	0.00	7,950.20
03/01/2023	CLM - 0722453	DELTA DENTAL	Dental insurance - retirees, March 2023	0.00	6,798.63
03/01/2023	CLM - 0722526	CALIFORNIA PUBLIC EMPLOYEES RETIREMENT SYSTEM	Health insurance - active, March 2023	0.00	101,759.00
03/01/2023	CLM - 0722526	CALIFORNIA PUBLIC EMPLOYEES RETIREMENT SYSTEM	Health insurance - retirees, March 2023	0.00	77,093.86

Cost Transactions

Selection Criteria: Fund = 3650, 3652, 3653

Layout Options: Summarized By = Fund, LineltemAccount; Page Break At = Fund

Fund 3650 -- Montecito Fire Protection Dist

Post On	Document	Vendor/Employee Name	Description	Hours	Amount
03/01/2023	CLM - 0722526	CALIFORNIA PUBLIC EMPLOYEES RETIREMENT SYSTEM	Health insurance admin fee - active, March 2023	0.00	335.80
03/01/2023	CLM - 0722526	CALIFORNIA PUBLIC EMPLOYEES RETIREMENT SYSTEM	Health insurance admin fee - retirees, March 2023	0.00	254.41
03/01/2023	MIC - 0176944	Vision Service Plan-CA	Vision insurance - active, March 2023	0.00	1,523.52
03/01/2023	MIC - 0176944	Vision Service Plan-CA	Vision insurance - retirees, March 2023	0.00	1,872.66
04/01/2023	CLM - 0726581	MUTUAL OF OMAHA INSURANCE COMPANY	Life Insurance, April 2023	0.00	670.54
04/01/2023	CLM - 0726585	DELTA DENTAL	Dental insurance - active, April 2023	0.00	7,765.58
04/01/2023	CLM - 0726585	DELTA DENTAL	Dental insurance - retirees, April 2023	0.00	6,733.93
04/01/2023	MIC - 0178209	Vision Service Plan-CA	Vision insurance - active, April 2023	0.00	1,491.78
04/01/2023	MIC - 0178209	Vision Service Plan-CA	Vision insurance - retirees, April 2023	0.00	1,777.44
04/03/2023	CLM - 0726939	CALIFORNIA PUBLIC EMPLOYEES RETIREMENT SYSTEM	Health insurance - active, April 2023	0.00	101,759.00
04/03/2023	CLM - 0726939	CALIFORNIA PUBLIC EMPLOYEES RETIREMENT SYSTEM	Health insurance - retirees, April 2023	0.00	77,093.86
04/03/2023	CLM - 0726939	CALIFORNIA PUBLIC EMPLOYEES RETIREMENT SYSTEM	Health insurance admin fee - active, April 2023	0.00	335.80
04/03/2023	CLM - 0726939	CALIFORNIA PUBLIC EMPLOYEES RETIREMENT SYSTEM	Health insurance admin fee - retirees, April 2023	0.00	254.41
Total Health Insurance Contrib				0.00	396,057.28
Line Item Account 6700 -- Unemployment Ins Contribution					
03/31/2023	EFC - 0035794	STATE/FEDERAL TAXES & DIRECT DEPOSITS	Montecito Fire Payroll SUI Taxes, 3/31/23	0.00	19.68
Total Unemployment Ins Contribution				0.00	19.68
Line Item Account 7030 -- Clothing and Personal					
03/13/2023	CLM - 0724326	US BANK CORPORATE PAYMENT SYSTEM	PPE: Hearing protection plugs and helmet shields	0.00	983.92
03/17/2023	CLM - 0724466	L N CURTIS & SONS	PPE: Replacement headlamps for rescue helmets	0.00	324.52
03/21/2023	CLM - 0724763	ADVANCED PPE COMP	PPE cleaning and repair	0.00	1,518.38
03/24/2023	CLM - 0725514	ALLSTAR FIRE EQUIPMENT INC	PPE: Rain jackets (9), overalls (3)	0.00	1,635.07
03/31/2023	AUT - SUTAXJE		SUTAX JE - March 2023	0.00	67.60

Cost Transactions

May 22, 2023 - Regular Pg 61
From 3/1/2023 to 4/30/2023

Selection Criteria: Fund = 3650, 3652, 3653

Layout Options: Summarized By = Fund, LineltemAccount; Page Break At = Fund

Fund 3650 -- Montecito Fire Protection Dist

Post On	Document	Vendor/Employee Name	Description	Hours	Amount
04/03/2023	MIC - 0178441	SANTA BARBARA TROPHY	Name badge (18)	0.00	225.11
04/03/2023	MIC - 0178441	SANTA BARBARA TROPHY	Name badge (9)	0.00	112.55
04/10/2023	DJE - 0164505		SDMRA reimb. for purchasing protection equipment	0.00	-1,000.00
04/20/2023	CLM - 0729838	US BANK CORPORATE PAYMENT SYSTEM	PPE: Gear bags	0.00	779.67
Total Clothing and Personal				0.00	4,646.82
Line Item Account 7050 -- Communications					
03/01/2023	CLM - 0722776	IMPULSE INTERNET SERVICES	Phone services, 3/25/23-4/24/23	0.00	1,659.26
03/01/2023	MIC - 0176554	TOWERSTREAM CORPORATION	Redundant internet Station 1: March 2023	0.00	88.25
03/01/2023	MIC - 0176554	TOWERSTREAM CORPORATION	Redundant internet Station 2: March 2023	0.00	88.25
03/03/2023	CLM - 0723153	SATCOM GLOBAL INC	Satellite phone charges	0.00	170.06
03/13/2023	CLM - 0724326	US BANK CORPORATE PAYMENT SYSTEM	Repair parts for Channel 11 microwave connection	0.00	1,325.00
03/13/2023	CLM - 0724326	US BANK CORPORATE PAYMENT SYSTEM	Repair to Dispatch CAD to CAD microwave link	0.00	1,963.70
03/14/2023	MIC - 0177218	FRONTIER	209/097-2953.0	0.00	673.55
03/14/2023	MIC - 0177218	FRONTIER	209/111-1529.0	0.00	141.56
03/14/2023	MIC - 0177218	FRONTIER	805-565-9618	0.00	86.82
03/14/2023	MIC - 0177218	FRONTIER	805-969-0318	0.00	91.18
03/14/2023	MIC - 0177218	FRONTIER	Circuit ID: 05/RTNB/002320	0.00	46.61
03/14/2023	MIC - 0177218	FRONTIER	Circuit ID: 05/RTNB/655155	0.00	46.61
03/14/2023	MIC - 0177218	FRONTIER	Circuit ID: 05/RTNB/974343	0.00	46.61
03/14/2023	MIC - 0177218	FRONTIER	Circuit ID: 05/RTNB/974365	0.00	46.61
03/14/2023	MIC - 0177218	FRONTIER	Circuit ID: 11/RTNB/566142	0.00	116.61
03/14/2023	MIC - 0177218	FRONTIER	Circuit ID: 20/PLNB/200447	0.00	46.61
03/16/2023	CLM - 0723907	COX COMMUNICATIONS - BUSINESS	Internet Station 2: March 2023	0.00	460.00
03/17/2023	CLM - 0724631	COX COMMUNICATIONS - BUSINESS	CAD connectivity & Internet: March 2023	0.00	1,892.72
03/27/2023	CLM - 0725874	VERIZON WIRELESS	Wireless service, 2/14-3/13/23	0.00	2,221.35
04/01/2023	MIC - 0177872	TOWERSTREAM CORPORATION	Redundant internet Station 1: April 2023	0.00	88.25
04/01/2023	MIC - 0177872	TOWERSTREAM CORPORATION	Redundant internet Station 2: April 2023	0.00	88.25

Cost Transactions

Selection Criteria: Fund = 3650, 3652, 3653

Layout Options: Summarized By = Fund, LineItemAccount; Page Break At = Fund

Fund 3650 -- Montecito Fire Protection Dist

Post On	Document	Vendor/Employee Name	Description	Hours	Amount
04/04/2023	CLM - 0727464	IMPULSE INTERNET SERVICES	Phone services, 4/25-5/24/23	0.00	1,659.26
04/05/2023	MIC - 0178565	FRONTIER	209/097-2953.0	0.00	673.55
04/05/2023	MIC - 0178565	FRONTIER	209/111-1529.0	0.00	141.56
04/05/2023	MIC - 0178565	FRONTIER	805-565-9618	0.00	86.82
04/05/2023	MIC - 0178565	FRONTIER	805-969-0318	0.00	91.18
04/05/2023	MIC - 0178565	FRONTIER	Circuit ID: 05/RTNB/002320	0.00	46.61
04/05/2023	MIC - 0178565	FRONTIER	Circuit ID: 05/RTNB/655155	0.00	46.61
04/05/2023	MIC - 0178565	FRONTIER	Circuit ID: 05/RTNB/974343	0.00	46.61
04/05/2023	MIC - 0178565	FRONTIER	Circuit ID: 05/RTNB/974365	0.00	46.61
04/05/2023	MIC - 0178565	FRONTIER	Circuit ID: 11/RTNB/566142	0.00	116.61
04/05/2023	MIC - 0178565	FRONTIER	Circuit ID: 20/PLNB/200447	0.00	46.61
04/14/2023	CLM - 0728802	SATCOM GLOBAL INC	Satellite phone charges	0.00	165.44
04/17/2023	MIC - 0178907	COX COMMUNICATIONS - BUSINESS	CAD connectivity & Internet: April 2023	0.00	1,892.72
04/17/2023	MIC - 0178907	COX COMMUNICATIONS - BUSINESS	Internet Station 2: April 2023	0.00	460.00
04/20/2023	CLM - 0729838	US BANK CORPORATE PAYMENT SYSTEM	Shepherd Mesa repeater cabinet air filters	0.00	668.71
Total Communications				0.00	17,576.76
Line Item Account 7060 -- Food					
03/13/2023	CLM - 0724326	US BANK CORPORATE PAYMENT SYSTEM	1/11 storm - Bkft (drinks) for all staff callback	0.00	53.28
03/13/2023	CLM - 0724326	US BANK CORPORATE PAYMENT SYSTEM	1/11 storm - Bkft for all staff callback	0.00	255.20
03/13/2023	CLM - 0724326	US BANK CORPORATE PAYMENT SYSTEM	1/4 storm - Dinner for all staff callback	0.00	421.91
03/13/2023	CLM - 0724326	US BANK CORPORATE PAYMENT SYSTEM	1/4 storm - Lunch for MERRAG volunteers	0.00	32.08
03/13/2023	CLM - 0724326	US BANK CORPORATE PAYMENT SYSTEM	1/5 storm - Bkft (drinks) for all staff callback	0.00	48.51
03/13/2023	CLM - 0724326	US BANK CORPORATE PAYMENT SYSTEM	1/5 storm - Bkft for all staff callback	0.00	499.34
03/13/2023	CLM - 0724326	US BANK CORPORATE PAYMENT SYSTEM	1/9 storm - Dinner for all staff callback	0.00	597.04

Cost Transactions

Selection Criteria: Fund = 3650, 3652, 3653

Layout Options: Summarized By = Fund, LineItemAccount; Page Break At = Fund

Fund 3650 -- Montecito Fire Protection Dist

Post On	Document	Vendor/Employee Name	Description	Hours	Amount
03/13/2023	CLM - 0724326	US BANK CORPORATE PAYMENT SYSTEM	1/9 storm - Lunch (drinks) for all staff callback	0.00	117.17
03/13/2023	CLM - 0724326	US BANK CORPORATE PAYMENT SYSTEM	1/9 storm - Lunch for all staff callback	0.00	440.00
03/13/2023	CLM - 0724326	US BANK CORPORATE PAYMENT SYSTEM	1/9 storm - Lunch for MERRAG volunteers	0.00	34.38
03/13/2023	CLM - 0724326	US BANK CORPORATE PAYMENT SYSTEM	Dinner for Ees, radio tech - Repeater storm repair	0.00	54.00
			Total Food	0.00	2,552.91
Line Item Account 7070 -- Household Supplies					
03/01/2023	MIC - 0177007	MISSION LINEN SUPPLY	Shop towels, Sta. 1	0.00	348.58
03/01/2023	MIC - 0177007	MISSION LINEN SUPPLY	Shop towels, Sta. 2	0.00	282.56
03/13/2023	CLM - 0724326	US BANK CORPORATE PAYMENT SYSTEM	Flags replacement for stations	0.00	980.67
03/13/2023	CLM - 0724326	US BANK CORPORATE PAYMENT SYSTEM	Household supplies	0.00	1,229.01
03/15/2023	CLM - 0724685	Montecito Village Hardware	Sta. supplies: tape, paint, steel wool, drill bit	0.00	65.67
03/17/2023	CLM - 0725059	READY REFRESH BY NESTLE	Bottled water, Sta. 91	0.00	211.48
03/17/2023	MIC - 0177608	MARBORG INDUSTRIES	Refuse disposal, Sta. 1	0.00	547.71
03/17/2023	MIC - 0177608	MARBORG INDUSTRIES	Refuse disposal, Sta. 2	0.00	237.26
03/29/2023	CLM - 0726677	READY REFRESH BY NESTLE	Bottled water, Sta. 2	0.00	322.78
04/04/2023	MIC - 0178505	MISSION LINEN SUPPLY	Shop towels, Sta. 1	0.00	348.58
04/04/2023	MIC - 0178505	MISSION LINEN SUPPLY	Shop towels, Sta. 2	0.00	282.56
04/17/2023	CLM - 0728833	MARBORG INDUSTRIES	Refuse disposal, Sta. 1	0.00	547.71
04/18/2023	CLM - 0728836	READY REFRESH BY NESTLE	Bottled water, Sta. 1	0.00	782.08
04/20/2023	CLM - 0729838	US BANK CORPORATE PAYMENT SYSTEM	Household supplies	0.00	1,030.38
			Total Household Supplies	0.00	7,217.03
Line Item Account 7120 -- Equipment Maintenance					
03/01/2023	CLM - 0722720	AIR EXCHANGE INC	Exhaust removal system maintenance, Sta. 2	0.00	2,224.17
03/13/2023	CLM - 0724326	US BANK CORPORATE PAYMENT SYSTEM	Gibraltar storm repair - fuel filter for generator	0.00	28.57

Cost Transactions

May 22, 2023 - Regular Pg 64
From 3/1/2023 to 4/30/2023

Selection Criteria: Fund = 3650, 3652, 3653

Layout Options: Summarized By = Fund, LineItemAccount; Page Break At = Fund

Fund 3650 -- Montecito Fire Protection Dist

Post On	Document	Vendor/Employee Name	Description	Hours	Amount
03/13/2023	CLM - 0724326	US BANK CORPORATE PAYMENT SYSTEM	Lumber order for USAR 91 inventory	0.00	517.44
03/13/2023	CLM - 0724326	US BANK CORPORATE PAYMENT SYSTEM	Sandbags (5 bales) - January storms	0.00	4,151.88 13
03/13/2023	CLM - 0724326	US BANK CORPORATE PAYMENT SYSTEM	Sandbags (8 bales) - January storms	0.00	3,266.50 13
03/13/2023	CLM - 0724326	US BANK CORPORATE PAYMENT SYSTEM	Station maintenance hand tool	0.00	42.18
03/20/2023	CLM - 0724626	CALIFORNIA HEALTH & SAFETY INC	Breathing air compressor maintenance, Station 91	0.00	550.00
03/21/2023	CLM - 0724888	ROGER L FORTIER DBA RLF TRUCKING	Sand for sandbags	0.00	732.67 13
03/24/2023	CLM - 0725519	SAFETY KLEEN INC	Quarterly solvent tank maintenance, Sta. 92	0.00	317.32
03/29/2023	CLM - 0725919	ROGER L FORTIER DBA RLF TRUCKING	Sand for sandbags	0.00	2,308.75 13
03/29/2023	CLM - 0726681	ROGER L FORTIER DBA RLF TRUCKING	Sand for sandbags	0.00	1,157.37 13
04/03/2023	CLM - 0726946	HAYWARD LUMBER COMPANY SB	Lumber to re-stock USAR	0.00	194.78
04/04/2023	CLM - 0727462	Compressed Air Specialties Inc	Annual SCBA flow testing (56 SCBA+Mask)	0.00	5,176.50
04/17/2023	CLM - 0728838	Montecito Village Hardware	E191: Plastic sheeting, duck tape, push broom	0.00	64.62
04/20/2023	CLM - 0729838	US BANK CORPORATE PAYMENT SYSTEM	Treadmill batt, charger/cord replacements, Sta 91	0.00	139.88
04/21/2023	CLM - 0728638	AIR EXCHANGE INC	Exhaust removal system maintenance, Sta. 1	0.00	3,070.00
Total Equipment Maintenance				0.00	23,942.63
Line Item Account 7200 -- Structure & Ground Maintenance					
03/01/2023	CLM - 0722752	ANCHOR AIR SYSTEMS	HVAC repair, Station 1	0.00	523.81
03/14/2023	CLM - 0724461	MILPAS RENTAL	Forklift used to manipulate bay door, Sta. 92	0.00	244.84
03/16/2023	MIC - 0177394	Rayne Water Conditioning Santa Barbara	Soft water service - Sta. 1, semi-annual	0.00	1,276.80
03/16/2023	MIC - 0177394	Rayne Water Conditioning Santa Barbara	Soft water service - Sta. 2, semi-annual	0.00	515.85
03/17/2023	CLM - 0724464	SANTA BARBARA OVERHEAD DOOR	Bay door repair, Station 92	0.00	1,075.00
03/17/2023	MIC - 0177620	ENVIROSCAPING INC	Landscape maintenance, Sta. 1 February 2023	0.00	930.00
03/17/2023	MIC - 0177620	ENVIROSCAPING INC	Landscape maintenance, Sta. 2 February 2023	0.00	290.00

Cost Transactions

Selection Criteria: Fund = 3650, 3652, 3653

Layout Options: Summarized By = Fund, LineItemAccount; Page Break At = Fund

Fund 3650 -- Montecito Fire Protection Dist

Post On	Document	Vendor/Employee Name	Description	Hours	Amount
03/23/2023	CLM - 0725689	Pauletto Electric	Sta 2 Fire Repair: Electric inspection and repair	0.00	167.68
03/27/2023	CLM - 0725676	INSIGHT ENVIRONMENTAL INC	Sta 2 Fire Repair: Asbestos testing (req'd)	0.00	994.00
03/28/2023	CLM - 0725690	RUGGIERO PLUMBING	Sta 2 Fire Repair: Water valve replacement	0.00	3,095.00
03/28/2023	MIC - 0177935	ALL CLEAN EMERGENCY SERVICES	Sta 2 Fire Repair: Sleeper trailer	0.00	19,890.00
04/17/2023	MIC - 0178906	ENVIROSCAPING INC	Landscape maintenance, Sta. 1 April 2023	0.00	1,014.00
04/17/2023	MIC - 0178906	ENVIROSCAPING INC	Landscape maintenance, Sta. 2 April 2023	0.00	316.00
04/18/2023	CLM - 0729058	ANCHOR AIR SYSTEMS	HVAC service after fire, Sta. 92	0.00	335.59
Total Structure & Ground Maintenance				0.00	30,668.57
Line Item Account 7205 -- Fire Defense Zone					
03/03/2023	CLM - 0723137	MARBORG INDUSTRIES	Neighborhood chipping: El Bosque	0.00	95.00
03/13/2023	MIC - 0177296	MARBORG INDUSTRIES	Neighborhood chipping: Lower Romero	0.00	190.00
03/15/2023	MIC - 0177641	MARBORG INDUSTRIES	Neighborhood chipping: Lower Romero	0.00	63.00
03/17/2023	CLM - 0724098	ECO TREE WORKS	Neighborhood chipping: Lower Romero	0.00	10,000.00
03/21/2023	CLM - 0724878	RUBEN RAMIREZ	Dead tree removal: Sycamore Canyon Rd	0.00	4,600.00
03/21/2023	CLM - 0724882	FIRESAFE SOLUTIONS	Roadside invasive plant/weed removal	0.00	6,900.00
03/21/2023	MIC - 0177873	AGRI-CHIP	Neighborhood chipping: Upper Romero Rd	0.00	200.00
03/23/2023	CLM - 0725383	RUBEN RAMIREZ	Fuel treatment network: Westmont Rd	0.00	1,450.00
03/23/2023	CLM - 0725394	MARBORG INDUSTRIES	Neighborhood chipping: El Bosque	0.00	347.84
03/28/2023	CLM - 0725699	FIRESAFE SOLUTIONS	Roadside weed abatement: Gibraltar Rd	0.00	2,300.00
03/29/2023	MIC - 0177963	ECO TREE WORKS	Neighborhood chipping: Upper Lower Romero	0.00	10,000.00
03/29/2023	MIC - 0177963	ECO TREE WORKS	Tag and trim: Bella Vista	0.00	2,500.00
04/04/2023	MIC - 0178480	MARBORG INDUSTRIES	Neighborhood chipping: Romero Canyon	0.00	1,000.44
04/04/2023	MIC - 0178488	ECO TREE WORKS	Neighborhood chipping: Lower Hot Springs	0.00	10,000.00
04/04/2023	MIC - 0178488	ECO TREE WORKS	Tag and trim: Ashley Rd	0.00	2,500.00
04/05/2023	CLM - 0727693	MCPHERSON TREE CARE INC	Dead tree removal: San Ysidro	0.00	3,800.00
04/05/2023	MIC - 0178582	AGRI-CHIP	Neighborhood chipping: Lower Hot Springs	0.00	280.00
04/14/2023	CLM - 0728795	AGRI-CHIP	Neighborhood chipping: Alston	0.00	40.00
04/14/2023	MIC - 0178863	MARBORG INDUSTRIES	Neighborhood chipping: Upper Romero Rd	0.00	1,137.34
04/17/2023	CLM - 0728636	RUBEN RAMIREZ	Neighborhood chipping: Lower Romero	0.00	450.00

Cost Transactions

Selection Criteria: Fund = 3650, 3652, 3653

Layout Options: Summarized By = Fund, LineItemAccount; Page Break At = Fund

Fund 3650 -- Montecito Fire Protection Dist

Post On	Document	Vendor/Employee Name	Description	Hours	Amount
04/20/2023	MIC - 0179095	ECO TREE WORKS	Defensible Space Special Project: Sycamore Canyon	0.00	700.00
04/20/2023	MIC - 0179095	ECO TREE WORKS	Neighborhood chipping: Alston	0.00	7,500.00
04/20/2023	MIC - 0179095	ECO TREE WORKS	Tag and Trim: Alston	0.00	2,500.00
04/21/2023	CLM - 0729611	MARBORG INDUSTRIES	Neighborhood chipping: Alston	0.00	22.50
04/28/2023	MIC - 0179564	MARBORG INDUSTRIES	Neighborhood chipping: Lower Hot Springs	0.00	1,360.81
04/28/2023	MIC - 0179564	MARBORG INDUSTRIES	Neighborhood chipping: Upper Romero	0.00	1,109.90
Total Fire Defense Zone				0.00	71,046.83

Line Item Account 7324 -- Audit and Accounting Fees

03/31/2023	JE - 0241083		FIN Billing Q2 FY 22-23: Montecito Fire	0.00	4,723.25
03/31/2023	JE - 0241083		FIN Billing Q3 FY 22-23: Montecito Fire	0.00	4,723.25
Total Audit and Accounting Fees				0.00	9,446.50

Line Item Account 7363 -- Equipment Maintenance

03/02/2023	CLM - 0722938	HI-TECH EMERGENCY VEHICLE SERVICE INC	E191: Siren parts	0.00	324.36
03/03/2023	MIC - 0177130	VILLAGE AUTOMOTIVE REPAIR	BC94: Rear break job	0.00	798.47
03/03/2023	MIC - 0177130	VILLAGE AUTOMOTIVE REPAIR	BC94: Service	0.00	418.12
03/09/2023	MIC - 0177391	VELOCITY TRUCK CENTER VENTURA COUNTY	E392: Antenna	0.00	53.17
03/09/2023	MIC - 0177391	VELOCITY TRUCK CENTER VENTURA COUNTY	return: E392, pressure protection valve	0.00	-28.81
03/13/2023	CLM - 0724326	US BANK CORPORATE PAYMENT SYSTEM	Annual opacity testing service: 9 apparatus	0.00	900.00
03/13/2023	CLM - 0724326	US BANK CORPORATE PAYMENT SYSTEM	Mechanic shop tools & supplies, paint for E392	0.00	413.68
03/13/2023	CLM - 0724326	US BANK CORPORATE PAYMENT SYSTEM	Vehicle parts: air brake tubing, E392	0.00	1,581.09
03/13/2023	CLM - 0724326	US BANK CORPORATE PAYMENT SYSTEM	Vehicle parts: box lights, USAR 91 & E191	0.00	744.80
03/13/2023	CLM - 0724326	US BANK CORPORATE PAYMENT SYSTEM	Vehicle parts: braided cable, E392	0.00	478.00
03/13/2023	CLM - 0724326	US BANK CORPORATE PAYMENT SYSTEM	Vehicle parts: drain valve kits, mic holders, oth	0.00	328.45

Cost Transactions

May 22, 2023 - Regular Pg 67
From 3/1/2023 to 4/30/2023

Selection Criteria: Fund = 3650, 3652, 3653

Layout Options: Summarized By = Fund, LineltemAccount; Page Break At = Fund

Fund 3650 -- Montecito Fire Protection Dist

Post On	Document	Vendor/Employee Name	Description	Hours	Amount
03/13/2023	CLM - 0724326	US BANK CORPORATE PAYMENT SYSTEM	Vehicle parts: fire pump parts and fittings, E392	0.00	2,875.90
03/14/2023	CLM - 0723629	INTERSTATE BATTERIES OF SIERRA MADRE	E91: Batteries (4)	0.00	586.33
03/14/2023	CLM - 0724474	SMARDAN HATCHER COMPANY	Pipe wrench, stainless steel nipple and wire brush	0.00	91.79
03/14/2023	CLM - 0724504	AUTOZONE PARTS INC	SQ91: Bulbs and soldering gun kit	0.00	60.63
03/15/2023	CLM - 0724607	FASTENAL	Cable ties and hardware	0.00	97.57
03/16/2023	MIC - 0177746	SOUTH COAST EMERGENCY VEHICLE SERVICE	E392: Credit for wrong switches	0.00	-299.16
03/16/2023	MIC - 0177746	SOUTH COAST EMERGENCY VEHICLE SERVICE	E392: Siren grill	0.00	132.82
03/16/2023	MIC - 0177746	SOUTH COAST EMERGENCY VEHICLE SERVICE	E91: Rear step ladder bracket	0.00	155.22
03/16/2023	MIC - 0177746	SOUTH COAST EMERGENCY VEHICLE SERVICE	E92: Special over size panel screws	0.00	95.12
03/17/2023	CLM - 0724673	McCormix Corporation	E91, E92, E191: Oil and grease	0.00	1,350.25
03/17/2023	CLM - 0724896	Kimball Midwest Corp	E392: Air fittings	0.00	203.60
03/17/2023	MIC - 0177758	McMaster-Carr Supply Co	E92: Bolts and sanding pads	0.00	45.66
03/17/2023	MIC - 0177758	McMaster-Carr Supply Co	E92: Hardware	0.00	80.11
03/22/2023	CLM - 0725062	SM TIRE	E92: Rear tires installed	0.00	318.10
03/22/2023	CLM - 0725188	SOUTH COAST EMERGENCY VEHICLE SERVICE	E92: 1 outer and 2 inner rear axle shafts	0.00	6,761.76
03/22/2023	MIC - 0177816	VELOCITY TRUCK CENTER VENTURA COUNTY	E91, E92, E391, E392: DEF fluid	0.00	119.52
03/22/2023	MIC - 0177816	VELOCITY TRUCK CENTER VENTURA COUNTY	E92: Rear brake shoes and seals	0.00	453.44
03/23/2023	CLM - 0725516	SNAP-ON INDUSTRIAL	Mechanic shop tool: Socket holder	0.00	16.16
03/23/2023	CLM - 0725692	BUNNIN	BC94: Door seal	0.00	124.50
03/23/2023	CLM - 0725779	McCormix Corporation	E92: Differential oil	0.00	86.34
03/24/2023	CLM - 0725896	BUNNIN	D91: Seat back panel	0.00	217.43
03/24/2023	MIC - 0178010	LARRY'S 8-DAY AUTO PARTS	E92: Roller bearing cup	0.00	51.63
03/24/2023	MIC - 0178010	LARRY'S 8-DAY AUTO PARTS	E92: Sleeve retainer compound	0.00	13.56
03/27/2023	MIC - 0177913	SOUTH COAST EMERGENCY	E91: A/C vent louver	0.00	23.78

Cost Transactions

May 22, 2023 - Regular Pg 68
From 3/1/2023 to 4/30/2023

Selection Criteria: Fund = 3650, 3652, 3653

Layout Options: Summarized By = Fund, LineltemAccount; Page Break At = Fund

Fund 3650 -- Montecito Fire Protection Dist

Post On	Document	Vendor/Employee Name	Description	Hours	Amount
03/27/2023	MIC - 0177913	VEHICLE SERVICE SOUTH COAST EMERGENCY VEHICLE SERVICE	E92: Multi function switch	0.00	939.86
03/28/2023	CLM - 0725703	VILLAGE AUTOMOTIVE REPAIR	U94: Service, fan repairs	0.00	1,004.32
03/28/2023	CLM - 0726558	Kimball Midwest Corp	Shop supplies: Nuts, bolts, electrical, hardware	0.00	1,224.74
03/28/2023	CLM - 0726570	J J KELLER & ASSOCIATES INC	Shop supply: Vehicle safety regulation handbooks	0.00	56.46
03/28/2023	MIC - 0178200	SOUTH COAST EMERGENCY VEHICLE SERVICE	E92, E392: Decals	0.00	19.06
03/28/2023	MIC - 0178200	SOUTH COAST EMERGENCY VEHICLE SERVICE	E92: Rear axle parts	0.00	10,020.98
03/28/2023	MIC - 0178200	SOUTH COAST EMERGENCY VEHICLE SERVICE	E92: Rear axle trunnion shims	0.00	77.46
03/28/2023	MIC - 0178205	McCormix Corporation	E92: Grease for rear axle assembly	0.00	43.34
03/29/2023	CLM - 0725781	VELOCITY TRUCK CENTER VENTURA COUNTY	E92, E191: Brake parts	0.00	1,408.37
03/29/2023	CLM - 0725903	INTERSTATE BATTERIES OF SIERRA MADRE	E91/stock: Batteries (4)	0.00	586.33
03/29/2023	CLM - 0725932	EAST BAY TIRE COMPANY	E92: Front and rear tires (4)	0.00	4,025.64
03/29/2023	MIC - 0178244	SNAP-ON INDUSTRIAL	Shop tool: 1/4" tap	0.00	2.97
03/29/2023	MIC - 0178244	SNAP-ON INDUSTRIAL	Shop tool: 12-28 thread tap	0.00	6.08
03/29/2023	MIC - 0178244	SNAP-ON INDUSTRIAL	Shop tool: 600 ft lbs torque wrench	0.00	1,059.95
03/31/2023	AUT - SUTAXJE		SUTAX JE - March 2023	0.00	57.72
04/03/2023	MIC - 0178426	VELOCITY TRUCK CENTER VENTURA COUNTY	E92: Brake parts	0.00	30.34
04/03/2023	MIC - 0178426	VELOCITY TRUCK CENTER VENTURA COUNTY	E92: Service filters	0.00	203.71
04/03/2023	MIC - 0178434	PERRY FORD LINCOLN MAZDA	R91: Drivers mirror glass	0.00	95.22
04/03/2023	MIC - 0178434	PERRY FORD LINCOLN MAZDA	R91: Front grill assembly	0.00	483.20
04/04/2023	MIC - 0178483	INTERSTATE BATTERIES OF SIERRA MADRE	E691: New batteries (2)	0.00	432.37
04/04/2023	MIC - 0178483	INTERSTATE BATTERIES OF SIERRA MADRE	E92: New batteries (6)	0.00	879.50
04/12/2023	CLM - 0728143	Kimball Midwest Corp	E92, E392: Cable ties	0.00	79.09
04/12/2023	MIC - 0178754	SNAP-ON INDUSTRIAL	Shop tool: Screwdriver	0.00	16.63

Cost Transactions

May 22, 2023 - Regular Pg 69
From 3/1/2023 to 4/30/2023

Selection Criteria: Fund = 3650, 3652, 3653

Layout Options: Summarized By = Fund, LineltemAccount; Page Break At = Fund

Fund 3650 -- Montecito Fire Protection Dist

Post On	Document	Vendor/Employee Name	Description	Hours	Amount
04/12/2023	MIC - 0178754	SNAP-ON INDUSTRIAL	Shop tool: Socket	0.00	17.24
04/12/2023	MIC - 0178754	SNAP-ON INDUSTRIAL	Shop tools: Misc, sockets, screwdrivers	0.00	150.06
04/12/2023	MIC - 0178758	LINDE GAS & EQUIPMENT INC	E92: Dry ice, welding supplies	0.00	88.55
04/12/2023	MIC - 0178758	LINDE GAS & EQUIPMENT INC	Returned headgear ratchet	0.00	-30.89
04/12/2023	MIC - 0178758	LINDE GAS & EQUIPMENT INC	Welding supplies: Lens, helmet headgear	0.00	50.92
04/17/2023	CLM - 0728831	VELOCITY TRUCK CENTER VENTURA COUNTY	E92, E191: Engine drain plugs	0.00	14.14
04/17/2023	CLM - 0729038	VELOCITY TRUCK CENTER VENTURA COUNTY	E92: CAFS filter	0.00	63.06
04/17/2023	CLM - 0729057	McMaster-Carr Supply Co	E392: Winch hardware	0.00	66.12
04/17/2023	CLM - 0729070	VILLAGE AUTOMOTIVE REPAIR	P98: Service	0.00	246.55
04/20/2023	CLM - 0729838	US BANK CORPORATE PAYMENT SYSTEM	Mechanic shop supplies	0.00	144.72
04/20/2023	CLM - 0729838	US BANK CORPORATE PAYMENT SYSTEM	Repair service: 3-Phase converter to truck lifts	0.00	3,408.89
04/20/2023	CLM - 0729838	US BANK CORPORATE PAYMENT SYSTEM	Repair service: winch mounting modifications, E392	0.00	1,815.00
04/20/2023	CLM - 0729838	US BANK CORPORATE PAYMENT SYSTEM	Vehicle parts: Ladder seal kits, compressor fltrs	0.00	906.25
04/20/2023	CLM - 0729838	US BANK CORPORATE PAYMENT SYSTEM	Vehicle parts: radio parts, antennas for new D91	0.00	1,985.00
04/21/2023	CLM - 0729616	SNAP-ON INDUSTRIAL	Shop tools: Deep sockets	0.00	354.67
04/21/2023	CLM - 0729623	SOUTH COAST EMERGENCY VEHICLE SERVICE	E92: Panel screws	0.00	95.25
04/21/2023	MIC - 0179150	McMaster-Carr Supply Co	E392: Winch hardware	0.00	55.57
04/21/2023	MIC - 0179150	McMaster-Carr Supply Co	E392: Winch mounting hardware	0.00	56.01
04/25/2023	MIC - 0178908	SOUTH COAST EMERGENCY VEHICLE SERVICE	E392: CAFS brass flowmeter	0.00	3,933.64
04/25/2023	MIC - 0178908	SOUTH COAST EMERGENCY VEHICLE SERVICE	E392: Credit for damaged siren grill	0.00	-265.64
Total Equipment Maintenance				0.00	55,581.84

Line Item Account 7400 -- Medical, Dental and Lab

03/13/2023	CLM - 0724326	US BANK CORPORATE PAYMENT	COVID 19 test kits for MTO personnel	0.00	95.90
------------	---------------	---------------------------	--------------------------------------	------	-------

Cost Transactions

May 22, 2023 - Regular Pg 70
From 3/1/2023 to 4/30/2023

Selection Criteria: Fund = 3650, 3652, 3653

Layout Options: Summarized By = Fund, LineltemAccount; Page Break At = Fund

Fund 3650 -- Montecito Fire Protection Dist

Post On	Document	Vendor/Employee Name	Description	Hours	Amount
		SYSTEM			
03/14/2023	CLM - 0723412	Life Assist Inc	Patient medical supplies	0.00	1,553.16
03/16/2023	CLM - 0724629	Life Assist Inc	Patient medical supplies	0.00	159.16
03/27/2023	CLM - 0725209	Life Assist Inc	Patient medical supplies	0.00	857.95
03/31/2023	CLM - 0726940	Life Assist Inc	Patient medical supplies	0.00	958.79
04/04/2023	MIC - 0178511	Life Assist Inc	Patient medical supplies	0.00	939.05
04/20/2023	CLM - 0729838	US BANK CORPORATE PAYMENT SYSTEM	EMS training tool for multi-casualty incidents	0.00	193.42
04/21/2023	CLM - 0729604	Life Assist Inc	Patient medical supplies	0.00	144.92
			Total Medical, Dental and Lab	0.00	4,902.35
Line Item Account 7430 -- Memberships					
04/20/2023	CLM - 0729838	US BANK CORPORATE PAYMENT SYSTEM	NFPA membership: A. Briner, annual fee	0.00	1,727.50
			Total Memberships	0.00	1,727.50
Line Item Account 7450 -- Office Expense					
03/01/2023	CLM - 0722717	IRON MOUNTAIN	Shredding service, bi-monthly fee	0.00	164.99
03/08/2023	CLM - 0723384	THE UPS STORE	Shipping charges, February 2023	0.00	31.41
03/08/2023	CLM - 0723391	THE UPS STORE	Shipping charges, February 2023	0.00	18.33
03/13/2023	CLM - 0724326	US BANK CORPORATE PAYMENT SYSTEM	Office supplies: Biz cards, Prime, regs book, oth	0.00	600.29
03/14/2023	CLM - 0723403	STAPLES BUSINESS CREDIT	Office supplies	0.00	545.27
04/03/2023	MIC - 0178441	SANTA BARBARA TROPHY	Mailbox name plate (1)	0.00	6.53
04/03/2023	MIC - 0178441	SANTA BARBARA TROPHY	Mailbox name plate (2)	0.00	21.75
04/05/2023	CLM - 0727636	IRON MOUNTAIN	Shredding service, bi-monthly fee	0.00	106.66
04/05/2023	CLM - 0727664	STAPLES BUSINESS CREDIT	Office supplies	0.00	198.29
04/20/2023	CLM - 0729838	US BANK CORPORATE PAYMENT SYSTEM	Office supplies: UPS fees, LA Times subs, other	0.00	2,858.35
			Total Office Expense	0.00	4,551.87
Line Item Account 7456 -- IT Hardware Purchase < \$5K					
04/04/2023	CLM - 0727486	LATITUDE 34 TECHNOLOGIES INC	Power cord replacement for PC	0.00	45.79

Cost Transactions

May 22, 2023 - Regular Pg 71
From 3/1/2023 to 4/30/2023

Selection Criteria: Fund = 3650, 3652, 3653

Layout Options: Summarized By = Fund, LineltemAccount; Page Break At = Fund

Fund 3650 -- Montecito Fire Protection Dist

Post On	Document	Vendor/Employee Name	Description	Hours	Amount
04/20/2023	CLM - 0729838	US BANK CORPORATE PAYMENT SYSTEM	Laptop cables, case and UPS for dispatch dorm	0.00	1,057.57
			Total IT Hardware Purchase < \$5K	0.00	1,103.36
Line Item Account 7460 -- Professional & Special Service					
03/01/2023	CLM - 0722696	ZWORLD GIS	Mapping services, February 2023	0.00	1,458.33
03/01/2023	CLM - 0722729	COLLINGS & ASSOCIATES LLC	Fire sprinkler system plans review (2)	0.00	550.00
03/01/2023	CLM - 0722770	LATITUDE 34 TECHNOLOGIES INC	IT security triage, 2/10/23	0.00	87.50
03/01/2023	CLM - 0722791	US BANK	POB Series 2021 - Trustee administration fees	0.00	2,625.00
03/01/2023	MIC - 0177011	AP TRITON	Ambulance RFP - legal services thru 01/2023	0.00	15,108.68
03/01/2023	MIC - 0177011	AP TRITON	Ambulance RFP - legal services thru 11/2022	0.00	27,708.25
03/20/2023	CLM - 0724669	PRICE POSTEL & PARMA	Legal services, February 2023	0.00	3,081.00
03/21/2023	CLM - 0725511	PLANNING AND DEVELOPMENT	Carport project, Station 92	0.00	50.60
03/21/2023	MIC - 0177565	CENTRAL COAST AUDIO VISUAL	AV camera replacement - conference room	0.00	1,677.50
03/21/2023	MIC - 0177565	CENTRAL COAST AUDIO VISUAL	AV service call - conference room	0.00	150.00
03/22/2023	MIC - 0177750	UNDERWOOD MANAGEMENT RESOURCES INC	Misc. Projects, February 2023	0.00	70.00
03/22/2023	MIC - 0177750	UNDERWOOD MANAGEMENT RESOURCES INC	Station 91 Loft project, 2/1-2/27/23	0.00	1,382.50
03/22/2023	MIC - 0177750	UNDERWOOD MANAGEMENT RESOURCES INC	Station 92 fire project, February 2023	0.00	612.50
03/29/2023	CLM - 0725758	LATITUDE 34 TECHNOLOGIES INC	IT support, April 2023	0.00	5,100.00
03/30/2023	CLM - 0726857	COLLINGS & ASSOCIATES LLC	Fire sprinkler system plans review	0.00	275.00
04/04/2023	CLM - 0727691	RESOLUTE ASSOCIATES LLC	Storm impacts and fuel analysis, March 2023	0.00	3,678.61
04/06/2023	CLM - 0727850	PTRUTNER FIRE PROTECTION ENGINEERING INC	Fire sprinkler system plans review (6)	0.00	2,125.00
04/06/2023	CLM - 0727869	ZWORLD GIS	Mapping services, March 2023	0.00	1,458.33
04/12/2023	WC - 0014437	AP Triton	CANCEL WARRANT	0.00	-42,816.93
04/14/2023	CLM - 0728788	COLLINGS & ASSOCIATES LLC	Fire sprinkler system plans review	0.00	275.00
04/18/2023	CLM - 0729063	PRICE POSTEL & PARMA	Legal services, March 2023	0.00	2,691.00
04/18/2023	MIC - 0178966	UNDERWOOD MANAGEMENT RESOURCES INC	Misc. Projects, March 2023	0.00	577.50

Cost Transactions

Selection Criteria: Fund = 3650, 3652, 3653

Layout Options: Summarized By = Fund, LineltemAccount; Page Break At = Fund

Fund 3650 -- Montecito Fire Protection Dist

Post On	Document	Vendor/Employee Name	Description	Hours	Amount
04/18/2023	MIC - 0178966	UNDERWOOD MANAGEMENT RESOURCES INC	Station 91 Asphalt project, March 2023	0.00	35.00
04/18/2023	MIC - 0178966	UNDERWOOD MANAGEMENT RESOURCES INC	Station 91 Loft project, 3/6-3/22/23	0.00	857.50
04/18/2023	MIC - 0178966	UNDERWOOD MANAGEMENT RESOURCES INC	Station 92 fire project, March 2023	0.00	7,875.00
04/18/2023	MIC - 0179091	AP TRITON	Ambulance RFP - legal services thru 01/2023 (payment re-issued)	0.00	15,108.68
04/18/2023	MIC - 0179091	AP TRITON	Ambulance RFP - legal services thru 11/2022 (payment re-issued)	0.00	27,708.25
04/21/2023	CLM - 0729612	ZWORLD GIS	Regional Collaborative Project, final payment	0.00	13,650.00
04/21/2023	MIC - 0179145	COLLINGS & ASSOCIATES LLC	Fire alarm system review	0.00	850.00
Total Professional & Special Service				0.00	94,009.80

Line Item Account 7507 -- ADP Payroll Fees

03/10/2023	EFC - 0035496	ADP INC	ADP Payroll service, February 2023	0.00	1,146.80
04/07/2023	EFC - 0035798	ADP INC	ADP Payroll service, March 2023	0.00	846.65
Total ADP Payroll Fees				0.00	1,993.45

Line Item Account 7510 -- Contractual Services

03/13/2023	CLM - 0724096	AMERAVANT	Website edit, 06/14/22	0.00	145.83
03/13/2023	CLM - 0724326	US BANK CORPORATE PAYMENT SYSTEM	Annual Evernote Subscription, D. Neels	0.00	69.99
03/13/2023	CLM - 0724326	US BANK CORPORATE PAYMENT SYSTEM	ArcGIS annual license, Div91	0.00	2,443.70
03/13/2023	CLM - 0724326	US BANK CORPORATE PAYMENT SYSTEM	Zoom, fax, Mailchimp, other - monthly fees	0.00	355.33
03/17/2023	CLM - 0724679	CDCE INC	Cradlepoint NetCloud accounts (18), annual fee	0.00	2,972.00
03/29/2023	CLM - 0725758	LATITUDE 34 TECHNOLOGIES INC	Azure Active Directory	0.00	6.00
03/29/2023	CLM - 0725758	LATITUDE 34 TECHNOLOGIES INC	Cloud back up for 2 servers, monthly fee	0.00	280.00
03/29/2023	CLM - 0725758	LATITUDE 34 TECHNOLOGIES INC	Exchange Online; tablet command email acct	0.00	116.00
03/29/2023	CLM - 0725758	LATITUDE 34 TECHNOLOGIES INC	Office 365 E1/E3 license subscription	0.00	1,241.00
03/29/2023	CLM - 0725758	LATITUDE 34 TECHNOLOGIES INC	Visio Plan 2	0.00	28.50
04/05/2023	CLM - 0727487	DEPARTMENT OF THE INTERIOR/BLM	RAWS annual maintenance	0.00	900.00

Cost Transactions

Selection Criteria: Fund = 3650, 3652, 3653

Layout Options: Summarized By = Fund, LineltemAccount; Page Break At = Fund

Fund 3650 -- Montecito Fire Protection Dist

Post On	Document	Vendor/Employee Name	Description	Hours	Amount
04/20/2023	CLM - 0729838	US BANK CORPORATE PAYMENT SYSTEM	MTO Dropbox for use with external users	0.00	199.00
04/20/2023	CLM - 0729838	US BANK CORPORATE PAYMENT SYSTEM	Zoom, fax, Mailchimp, other - monthly fees	0.00	362.54
Total Contractual Services				0.00	9,119.89
Line Item Account 7530 -- Publications & Legal Notices					
04/17/2023	CLM - 0728824	SANTA BARBARA NEWS PRESS	Public notice: ITB 2023-001, ITB 2023-002	0.00	212.04
Total Publications & Legal Notices				0.00	212.04
Line Item Account 7540 -- Rents/Leases-Equipment					
03/24/2023	CLM - 0725049	WELLS FARGO VENDOR FINANCIAL SERVICES LLC	Copier lease, March 2023	0.00	179.44
04/21/2023	CLM - 0729436	WELLS FARGO VENDOR FINANCIAL SERVICES LLC	Copier lease, April 2023	0.00	179.44
Total Rents/Leases-Equipment				0.00	358.88
Line Item Account 7546 -- Administrative Expense					
04/12/2023	JE - 0247379		SB2557 Property Tax Admin Fee 2022/23 (7546)	0.00	217,027.65
Total Administrative Expense				0.00	217,027.65
Line Item Account 7580 -- Rents/Leases-Structure					
04/05/2023	CLM - 0727688	Community Radio Inc	Gibraltar space rental qtrly, Apr-June 2023	0.00	2,525.76
Total Rents/Leases-Structure				0.00	2,525.76
Line Item Account 7630 -- Small Tools & Instruments					
04/20/2023	CLM - 0729838	US BANK CORPORATE PAYMENT SYSTEM	Electronic flares for vehicles	0.00	96.11
Total Small Tools & Instruments				0.00	96.11
Line Item Account 7650 -- Special Departmental Expense					
03/13/2023	CLM - 0724326	US BANK CORPORATE PAYMENT SYSTEM	Recognition flowers for retiree breakfast	0.00	43.09
03/17/2023	CLM - 0724097	ENTENMANN ROVIN CO	Badges: Briner, Broumand, Wrenn	0.00	476.01
03/17/2023	CLM - 0724638	AIR POLLUTION CONTROL DISTRICT	Small Annual Emission Fee, Sta. 1 & 2 generators	0.00	996.24

Cost Transactions

May 22, 2023 - Regular Pg 74
From 3/1/2023 to 4/30/2023

Selection Criteria: Fund = 3650, 3652, 3653

Layout Options: Summarized By = Fund, LineltemAccount; Page Break At = Fund

Fund 3650 -- Montecito Fire Protection Dist

Post On	Document	Vendor/Employee Name	Description	Hours	Amount
03/27/2023	CLM - 0725542	ENTENMANN ROVIN CO	Badges: Neels, Ederer	0.00	576.06
04/03/2023	CLM - 0726976	SANTA BARBARA TROPHY	Retirement plaque: Taylor	0.00	70.69
04/10/2023	DJE - 0164505		T. McManigal reimb. for shift calendar	0.00	-31.50
04/20/2023	CLM - 0729838	US BANK CORPORATE PAYMENT SYSTEM	Retirement gift for K Taylor, sympathy flowers (2)	0.00	733.57
Total Special Departmental Expense				0.00	2,864.16
Line Item Account 7671 -- Special Projects					
03/13/2023	CLM - 0724326	US BANK CORPORATE PAYMENT SYSTEM	Neighborhood Chipping postcards and mailing fee	0.00	1,392.84
04/20/2023	CLM - 0729838	US BANK CORPORATE PAYMENT SYSTEM	2022 Annual Report, printed copies	0.00	67.00
04/20/2023	CLM - 0729838	US BANK CORPORATE PAYMENT SYSTEM	Pub Ed supplies: Junior firefighter badge stickers	0.00	195.03
Total Special Projects				0.00	1,654.87
Line Item Account 7730 -- Transportation and Travel					
03/01/2023	CLM - 0722710	EAN SERVICES LLC	Rental car: J. Moran, pick up E91 from South Coast	0.00	41.59
03/13/2023	CLM - 0724326	US BANK CORPORATE PAYMENT SYSTEM	Business mtg: 900 +4 Chiefs re IMT storm response	0.00	107.18
03/13/2023	CLM - 0724326	US BANK CORPORATE PAYMENT SYSTEM	Business mtg: D. Neels +2 SBC EEs re storm msgs	0.00	52.64
03/13/2023	CLM - 0724326	US BANK CORPORATE PAYMENT SYSTEM	D. Neels: Executive Fire Officer 4A (cxl credit)	0.00	-475.00
03/13/2023	CLM - 0724326	US BANK CORPORATE PAYMENT SYSTEM	San Luis SAR assignment, meal for crew	0.00	103.75
03/13/2023	CLM - 0724326	US BANK CORPORATE PAYMENT SYSTEM	SB County Fire Chiefs Retreat 2023 - Event deposit	0.00	9,945.30
03/15/2023	JE - 0246041		CRP INV# 2023-01 - Reimb for SB Chiefs Retreat	0.00	-3,079.50
04/05/2023	TRC - 0057254	TRAVIS EDERER	T. Ederer Reimb: LCW Conference 3/15-3/17/2023	0.00	1,019.95
04/10/2023	DJE - 0164505		Reimb for SB Chiefs Retreat, SMR	0.00	-2,526.50
04/10/2023	DJE - 0164505		Reimb for SB Chiefs Retreat, STB	0.00	-3,079.50
04/10/2023	DJE - 0164505		Reimb for SB Chiefs Retreat, VAQ	0.00	-500.00
04/20/2023	CLM - 0729838	US BANK CORPORATE PAYMENT	A. Nahas: SDRMA Safety/Claims Day flight	0.00	173.98

Cost Transactions

Selection Criteria: Fund = 3650, 3652, 3653

Layout Options: Summarized By = Fund, LineItemAccount; Page Break At = Fund

Fund 3650 -- Montecito Fire Protection Dist

Post On	Document	Vendor/Employee Name	Description	Hours	Amount
04/20/2023	CLM - 0729838	SYSTEM US BANK CORPORATE PAYMENT SYSTEM	Blue Card Cadre meals (4 days)	0.00	302.11
04/20/2023	CLM - 0729838	SYSTEM US BANK CORPORATE PAYMENT SYSTEM	Business meeting: 900, D91 w/ Medical Director	0.00	111.30
04/20/2023	CLM - 0729838	SYSTEM US BANK CORPORATE PAYMENT SYSTEM	J. Moran: Trip to pick up E91	0.00	70.54
04/20/2023	CLM - 0729838	SYSTEM US BANK CORPORATE PAYMENT SYSTEM	Refreshments for Paramedic meeting	0.00	28.00
04/20/2023	CLM - 0729838	SYSTEM US BANK CORPORATE PAYMENT SYSTEM	San Luis Cty SAR assignment meal - U91/U94 crew	0.00	103.89
04/20/2023	TRC - 0057473	ARACELI GIL NAHAS	A. Nahas Reimb: SDRMA Safety/Claims Day	0.00	126.78
04/27/2023	TRC - 0057474	ARACELI GIL NAHAS	A. Nahas Reimb: CA-IIMT 15 Annual Meeting	0.00	458.86
Total Transportation and Travel				0.00	2,985.37
Line Item Account 7731 -- Gasoline-Oil-Fuel					
03/01/2023	CLM - 0722683	FUEL SMART	Gasoline charges, February 2023	0.00	205.82
03/01/2023	CLM - 0722773	McCormix Corporation	Diesel fuel, 2/24/23	0.00	1,402.68
03/13/2023	CLM - 0724326	SYSTEM US BANK CORPORATE PAYMENT SYSTEM	Fuel (CalCard)	0.00	2,724.96
03/28/2023	MIC - 0178205	McCormix Corporation	Diesel fuel, 3/24/23	0.00	2,308.17
03/28/2023	MIC - 0178205	McCormix Corporation	E92: Grease	0.00	51.71
04/03/2023	CLM - 0726951	TRAVIS EDERER	T. Ederer Reimb: Fuel	0.00	51.77
04/03/2023	CLM - 0727139	FUEL SMART	Gasoline charges, March 2023	0.00	568.35
04/20/2023	CLM - 0729838	SYSTEM US BANK CORPORATE PAYMENT SYSTEM	Fuel	0.00	2,303.72
Total Gasoline-Oil-Fuel				0.00	9,617.18
Line Item Account 7732 -- Training					
03/13/2023	CLM - 0724326	SYSTEM US BANK CORPORATE PAYMENT SYSTEM	Chapman/Hauser/Arnold/Zeitsoff: FDIC registration	0.00	4,519.00
03/13/2023	TRC - 0056984	WILLIAM WRENN	W. Wrenn Reimb: Fire Investigator 1B	0.00	1,147.53
03/20/2023	TRC - 0057097	TREVOR BURCH	T. Burch Reimb: Blue Card IC	0.00	57.00
03/22/2023	CLM - 0724765	ROBERT GALBRAITH	R. Galbraith Reimb: Paramedic license renewal	0.00	250.00

Cost Transactions

May 22, 2023 - Regular Pg 76
From 3/1/2023 to 4/30/2023

Selection Criteria: Fund = 3650, 3652, 3653

Layout Options: Summarized By = Fund, LineItemAccount; Page Break At = Fund

Fund 3650 -- Montecito Fire Protection Dist

Post On	Document	Vendor/Employee Name	Description	Hours	Amount
03/23/2023	TRC - 0057109	BENJAMIN HAUSER	B. Hauser reimb: SBCO Chief Officer Retreat	0.00	78.00
03/28/2023	TRC - 0057158	JARED GAMM	J. Gamm Reimb: Confined Space Rescue Technician	0.00	1,732.89
04/04/2023	TRC - 0057310	WILLIAM WRENN	W. Wrenn Reimb: POST PC 832	0.00	198.45
04/05/2023	TRC - 0057159	JARED GAMM	J. Gamm Reimb: Fireline EMT	0.00	628.24
04/06/2023	TRC - 0057335	NIC ELMQUIST	N. Elmquist Reimb: IMT Workshop	0.00	92.00
04/18/2023	CLM - 0729050	CARPINTERIA SUMMERLAND FIRE PROTECTION DIST	Nozzle forward training cost split with CSFPD	0.00	3,531.00
04/20/2023	CLM - 0729838	US BANK CORPORATE PAYMENT SYSTEM	J. Moran: CA Fire Mechanics Training registration	0.00	645.00
04/20/2023	TRC - 0057480	ARACELI GIL NAHAS	A. Nahas Reimb: Resource Unit Leader Trng E-0965	0.00	76.00
04/24/2023	TRC - 0057522	EVAN HAMAKER	E. Hamaker Reimb: Blue Card IC	0.00	57.00
04/24/2023	TRC - 0057523	JESS MORAN	J. Moran Reimb: California Fire Mechanics Academy	0.00	423.00
04/26/2023	TRC - 0057524	PATRICK RUIZ	P. Ruiz Reimb: S-223 Fireline EMT	0.00	38.00
04/26/2023	TRC - 0057525	STEPHEN COCHRAN	S. Cochran Reimb: Fireline EMT	0.00	61.58
04/26/2023	TRC - 0057526	BRANDON BENNEWATE	B. Bennewate Reimb: 2023 IMT Workshop	0.00	948.08
Total Training				0.00	14,482.77

Line Item Account 7760 -- Utilities

03/15/2023	CLM - 0724656	THE GAS COMPANY	Gas service, 1255 East Valley Rd - 03/07/23	0.00	72.58
03/17/2023	MIC - 0177573	THE GAS COMPANY	Gas service, Sta. 1 - 03/06/23	0.00	456.97
03/17/2023	MIC - 0177573	THE GAS COMPANY	Gas service, Sta. 2 - 03/07/23	0.00	400.08
03/21/2023	CLM - 0725045	SOUTHERN CALIFORNIA EDISON	Electricity service, Sta. 1 & 2	0.00	2,900.89
03/27/2023	MIC - 0177622	MONTECITO WATER DISTRICT	Water service, Sta. 1	0.00	556.75
03/27/2023	MIC - 0177622	MONTECITO WATER DISTRICT	Water service, Sta. 2	0.00	377.71
04/18/2023	MIC - 0178914	THE GAS COMPANY	Gas service, Sta. 1 - 04/04/23	0.00	247.47
04/18/2023	MIC - 0178914	THE GAS COMPANY	Gas service, Sta. 2 - 04/05/23	0.00	246.28
04/18/2023	MIC - 0178915	MONTECITO WATER DISTRICT	Water service, Sta. 1	0.00	422.47
04/18/2023	MIC - 0178915	MONTECITO WATER DISTRICT	Water service, Sta. 2	0.00	511.99
04/21/2023	CLM - 0729865	SOUTHERN CALIFORNIA EDISON	Electricity service, Sta. 1 & 2	0.00	2,966.16
Total Utilities				0.00	9,159.35

Cost Transactions

Selection Criteria: Fund = 3650, 3652, 3653

Layout Options: Summarized By = Fund, LineItemAccount; Page Break At = Fund

Fund 3650 -- Montecito Fire Protection Dist

Post On	Document	Vendor/Employee Name	Description	Hours	Amount
Line Item Account 8200 -- Structures&Struct Improvements					
03/01/2023	CLM - 0722725	PACIFIC ARC INC ARCHITECTS	Station 1 Loft project, 12/16/22-2/15/23	0.00	3,456.50
03/27/2023	CLM - 0725587	PACIFIC ARC INC ARCHITECTS	Station 1 Loft project, 2/15/23-3/15/23	0.00	2,700.00
Total Structures&Struct Improvements				0.00	6,156.50
Line Item Account 8300 -- Equipment					
03/14/2023	CLM - 0723414	5 BAR ENGINEERING LLC	Communications:Microwv simulcst consltnt, Jan 2023	0.00	7,295.96
03/28/2023	CLM - 0725654	COMMLINE INC	Microwave simulcast radio service	0.00	600.00
04/06/2023	CLM - 0727863	TEP OPCO LLC	VHF upgrade project	0.00	2,500.00
Total Equipment				0.00	10,395.96
Total Montecito Fire Protection Dist				0.00	2,967,016.12

Cost Transactions

Selection Criteria: Fund = 3650, 3652, 3653

Layout Options: Summarized By = Fund, LineltemAccount; Page Break At = Fund

Fund 3653 -- Montecito Fire Land & Building

Post On	Document	Vendor/Employee Name	Description	Hours	Amount
Line Item Account 8200 -- Structures&Struct Improvements					
03/01/2023	CLM - 0722706	KEVIN L VANDERVORT STRUCTURAL ENGINEERING INC	Rental property rebuild: Engineering	0.00	93.75
03/01/2023	CLM - 0722744	ASHLEY & VANCE ENGINEERING INC	Engineering for rental property EVR, 1/12-2/1/23	0.00	4,100.00
03/15/2023	CLM - 0724843	PUEBLO CONSTRUCTION INC	Construction rebuild - 1255 EVR, February 2023	0.00	58,147.59
03/15/2023	CLM - 0724843	PUEBLO CONSTRUCTION INC	Construction repair - 1257 EVR, February 2023	0.00	20,121.53
03/15/2023	CLM - 0724843	PUEBLO CONSTRUCTION INC	Construction retention amount, February 2023	0.00	-3,913.46
03/21/2023	CLM - 0725040	UNDERWOOD MANAGEMENT RESOURCES INC	Rental properties project management, Feb. 2023	0.00	3,430.00
03/23/2023	CLM - 0725393	Pacific Materials Lab Inc	Rental property rebuild	0.00	565.00
03/23/2023	CLM - 0725414	KEVIN L VANDERVORT STRUCTURAL ENGINEERING INC	Rental property rebuild: Engineering	0.00	343.75
03/27/2023	CLM - 0725571	PACIFIC ARC INC ARCHITECTS	Architect for 1257 EVR rebuild, 2/15/23-3/15/23	0.00	1,585.00
03/31/2023	CLM - 0726937	KEVIN L VANDERVORT STRUCTURAL ENGINEERING INC	Rental property rebuild: Engineering	0.00	62.50
04/03/2023	CLM - 0727236	ASHLEY & VANCE ENGINEERING INC	Engineering for rental property EVR, 2/16-2/21/23	0.00	180.00
04/18/2023	CLM - 0729067	UNDERWOOD MANAGEMENT RESOURCES INC	Rental properties project management, March 2023	0.00	4,760.00
04/25/2023	CLM - 0730356	PUEBLO CONSTRUCTION INC	Construction rebuild - 1255 EVR, Mar-Apr 15 2023	0.00	69,020.48
04/25/2023	CLM - 0730356	PUEBLO CONSTRUCTION INC	Construction repair - 1257 EVR, Mar-Apr 15 2023	0.00	85,767.39
04/25/2023	CLM - 0730356	PUEBLO CONSTRUCTION INC	Construction retention amount, Mar-Apr 15 2023	0.00	-7,739.39
Total Structures&Struct Improvements				0.00	236,524.14
Total Montecito Fire Land & Building				0.00	236,524.14

Financial Trend

Selection Criteria: Fund = 3650

Layout Options: Summarized By = Fund, LineItemAccount; Page Break At = Fund; Columns = 3yr

Fund 3650 -- Montecito Fire Protection Dist

Line Item Account	4/30/2021 Year-To-Date Actual	4/30/2022 Year-To-Date Actual	4/30/2023 Year-To-Date Actual
Revenues			
Taxes			
3010 -- Property Tax-Current Secured	17,008,889.49	18,064,023.67	19,824,165.83
3011 -- Property Tax-Unitary	92,447.47	90,041.04	109,753.50
3015 -- PT PY Corr/Escapes Secured	57,684.86	-1,527.25	49,524.15
3020 -- Property Tax-Current Unsecd	611,204.67	639,986.51	707,759.54
3023 -- PT PY Corr/Escapes Unsecured	6,661.90	15,832.82	7,695.88
3040 -- Property Tax-Prior Secured	-2,158.49	-5,524.04	4,082.95
3050 -- Property Tax-Prior Unsecured	11,915.33	9,848.26	13,090.19
3054 -- Supplemental Pty Tax-Current	52,904.15	223,948.27	266,683.93
3056 -- Supplemental Pty Tax-Prior	-369.83	-7,952.41	7,702.48
Taxes	17,839,179.55	19,028,676.87	20,990,458.45
Fines, Forfeitures, and Penalties			
3057 -- PT-506 Int, 480 CIOS/CIC Pen	695.12	196.05	561.23
Fines, Forfeitures, and Penalties	695.12	196.05	561.23
Use of Money and Property			
3380 -- Interest Income	32,071.05	27,098.23	84,805.76
3381 -- Unrealized Gain/Loss Invstmnts	-78,196.65	-177,105.10	0.00
3409 -- Other Rental of Bldgs and Land	0.00	11,200.00	11,200.00
Use of Money and Property	-46,125.60	-138,806.87	96,005.76
Intergovernmental Revenue-State			
3750 -- State-Emergency Assistance	1,025,121.40	1,605,836.37	269,411.01
4220 -- Homeowners Property Tax Relief	65,439.92	65,338.84	65,739.00
4310 -- State Grant	117,635.00	21,533.69	21,899.31
Intergovernmental Revenue-State	1,208,196.32	1,692,708.90	357,049.32

14

Financial Trend

Selection Criteria: Fund = 3650

Layout Options: Summarized By = Fund, LineItemAccount; Page Break At = Fund; Columns = 3yr

Fund 3650 -- Montecito Fire Protection Dist

Line Item Account	4/30/2021 Year-To-Date Actual	4/30/2022 Year-To-Date Actual	4/30/2023 Year-To-Date Actual
Intergovernmental Revenue-Federal			
4476 -- Federal Emergency Assistance	1,804,377.59	1,992,988.33	1,206,894.52
4610 -- Federal Aid for Disaster	0.00	0.00	0.00
Intergovernmental Revenue-Federal	1,804,377.59	1,992,988.33	1,206,894.52
Charges for Services			
5105 -- Reimb for District Services	154,318.72	158,793.82	137,800.96
Charges for Services	154,318.72	158,793.82	137,800.96
Miscellaneous Revenue			
5768 -- Safety Member Reimbursement	61,831.35	54,576.06	13,480.32
5769 -- State Reimbursements	-10,877.56	0.00	0.00
5894 -- Other-Payment for Damages	0.00	0.00	0.00
5895 -- Other-Donations	1,305.00	12,000.00	5,000.00
5909 -- Other Miscellaneous Revenue	7,215.33	8,324.85	2,850.33
Miscellaneous Revenue	59,474.12	74,900.91	21,330.65
Revenues	21,020,115.82	22,809,458.01	22,810,100.89
Expenditures			
Salaries and Employee Benefits			
6100 -- Regular Salaries	7,221,203.59	9,251,127.59	9,451,747.42
6300 -- Overtime	55,175.49	9,705.53	7,851.57
6301 -- Overtime - Reimbursable	1,898,079.30	1,007,793.83	620,220.48
6310 -- Overtime - Constant Staffing	484,935.29	152,476.13	206,817.62
6400 -- Retirement Contribution	2,867,534.68	2,073,859.22	2,288,585.75
6450 -- Supp Retirement Contribution	1,000,000.00	0.00	0.00
6550 -- FICA/Medicare	132,870.24	154,742.55	149,387.44
6600 -- Health Insurance Contrib	1,682,723.89	1,791,383.40	1,909,033.56
6700 -- Unemployment Ins Contribution	5,912.18	5,952.94	5,828.72

Financial Trend

Selection Criteria: Fund = 3650

Layout Options: Summarized By = Fund, LineItemAccount; Page Break At = Fund; Columns = 3yr

Fund 3650 -- Montecito Fire Protection Dist

Line Item Account	4/30/2021 Year-To-Date Actual	4/30/2022 Year-To-Date Actual	4/30/2023 Year-To-Date Actual
6900 -- Workers Compensation	550,867.83	621,943.59	698,333.90
Salaries and Employee Benefits	15,899,302.49	15,068,984.78	15,337,806.46
Services and Supplies			
7030 -- Clothing and Personal	120,406.66	57,942.12	25,307.65
7050 -- Communications	94,255.97	92,875.09	89,016.00
7060 -- Food	2,243.41	2,464.54	3,327.46
7070 -- Household Supplies	24,381.70	26,221.37	27,341.67
7090 -- Insurance	42,895.70	80,890.00	97,377.00
7120 -- Equipment Maintenance	50,632.58	18,077.34	57,313.34
7200 -- Structure & Ground Maintenance	16,662.08	48,147.07	70,788.54
7205 -- Fire Defense Zone	280,597.58	313,255.82	275,694.44
7322 -- Consulting & Mgmt Fees	420.00	840.00	840.00
7324 -- Audit and Accounting Fees	20,157.00	10,370.25	14,169.75
7325 -- Other Professional Services	0.00	0.00	0.00
7348 -- Instruments & Equip. < \$5000	97,538.61	268,384.01	7,911.73
7363 -- Equipment Maintenance	172,055.40	111,100.15	135,707.54
7400 -- Medical, Dental and Lab	30,201.95	30,660.32	30,004.74
7430 -- Memberships	9,973.45	11,355.00	12,898.50
7450 -- Office Expense	35,519.16	8,325.06	12,779.74
7456 -- IT Hardware Purchase < \$5K	0.00	20,075.34	5,062.08
7460 -- Professional & Special Service	320,014.48	382,418.73	290,290.46
7507 -- ADP Payroll Fees	5,747.34	6,480.14	8,787.26
7510 -- Contractual Services	95,153.15	92,979.14	117,518.58
7530 -- Publications & Legal Notices	4,066.35	490.20	5,933.73
7540 -- Rents/Leases-Equipment	4,231.23	3,720.93	3,853.16
7546 -- Administrative Expense	198,575.00	240,316.52	217,027.65
7580 -- Rents/Leases-Structure	9,558.12	9,694.44	9,950.76

Financial Trend

Selection Criteria: Fund = 3650

Layout Options: Summarized By = Fund, LineItemAccount; Page Break At = Fund; Columns = 3yr

Fund 3650 -- Montecito Fire Protection Dist

Line Item Account	4/30/2021 Year-To-Date Actual	4/30/2022 Year-To-Date Actual	4/30/2023 Year-To-Date Actual
7630 -- Small Tools & Instruments	5,062.44	4,290.46	8,174.73
7650 -- Special Departmental Expense	21,942.23	26,653.71	40,179.63
7671 -- Special Projects	1,239.99	1,776.33	11,976.32
7730 -- Transportation and Travel	32,844.52	54,622.81	43,164.52
7731 -- Gasoline-Oil-Fuel	39,496.01	59,789.11	63,390.68
7732 -- Training	29,601.48	34,061.79	42,246.37
7760 -- Utilities	53,575.44	50,376.69	60,817.87
Services and Supplies	1,819,049.03	2,068,654.48	1,788,851.90
Other Charges			
7830 -- Interest Expense	0.00	92,789.30	124,355.52
Other Charges	0.00	92,789.30	124,355.52
Capital Assets			
8200 -- Structures&Struct Improvements	53,358.62	28,040.66	10,806.50
8300 -- Equipment	533,701.57	1,310.44	44,306.81
Capital Assets	587,060.19	29,351.10	55,113.31
Expenditures	18,305,411.71	17,259,779.66	17,306,127.19
Other Financing Sources & Uses			
Other Financing Sources			
5910 -- Oper Trf (In)-General Fund	0.00	0.00	0.00
5921 -- Long Term Debt Proc-Bond/Notes	0.00	0.00	0.00
Other Financing Sources	0.00	0.00	0.00
Other Financing Uses			
7901 -- Oper Trf (Out)	0.00	0.00	0.00
7910 -- Long Term Debt Princ Repayment	0.00	1,152,892.80	1,133,571.96
Other Financing Uses	0.00	1,152,892.80	1,133,571.96

Financial Trend

Selection Criteria: Fund = 3650

Layout Options: Summarized By = Fund, LineItemAccount; Page Break At = Fund; Columns = 3yr

Fund 3650 -- Montecito Fire Protection Dist

Line Item Account	4/30/2021 Year-To-Date Actual	4/30/2022 Year-To-Date Actual	4/30/2023 Year-To-Date Actual
Other Financing Sources & Uses	0.00	-1,152,892.80	-1,133,571.96
Changes to Fund Balances			
Decrease to Restricted			
9797 -- Unrealized Gains	89,044.17	2,483.86	0.00
Decrease to Restricted	89,044.17	2,483.86	0.00
Decrease to Committed			
9850 -- Salary & Retirement Offset	1,000,000.00	0.00	0.00
Decrease to Committed	1,000,000.00	0.00	0.00
Decrease to Residual Fund Balance			
9601 -- Residual Fund Balance-Inc/Dec	0.00	0.00	0.00
Decrease to Residual Fund Balance	0.00	0.00	0.00
Increase to Restricted			
9797 -- Unrealized Gains	10,847.52	0.00	0.00
Increase to Restricted	10,847.52	0.00	0.00
Increase to Residual Fund Balance			
9601 -- Residual Fund Balance-Inc/Dec	0.00	0.00	0.00
Increase to Residual Fund Balance	0.00	0.00	0.00
Changes to Fund Balances	1,078,196.65	2,483.86	0.00
Montecito Fire Protection Dist	3,792,900.76	4,399,269.41	4,370,401.74
Net Financial Impact	3,792,900.76	4,399,269.41	4,370,401.74

Expenditure Trend

May 22, 2023 of 4/30/2023
Accounting Period: CLOSED

Selection Criteria: Fund = 3650

Layout Options: Summarized By = Fund, LineItemAccount; Page Break At = Fund; Columns = 6mo, MTDActual

Fund 3650 -- Montecito Fire Protection Dist

Line Item Account	11/30/2022 Month-To-Date Actual	12/31/2022 Month-To-Date Actual	1/31/2023 Month-To-Date Actual	2/28/2023 Month-To-Date Actual	3/31/2023 Month-To-Date Actual	4/30/2023 Month-To-Date Actual
Expenditures						
Salaries and Employee Benefits						
6100 -- Regular Salaries	1,051,005.37	1,441,421.93	450,460.07	781,016.62	976,179.53	642,264.00
6300 -- Overtime	0.00	0.00	2,886.28	4,965.29	0.00	0.00
6301 -- Overtime - Reimbursable	0.00	0.00	87,343.63	532,876.85	0.00	0.00
6310 -- Overtime - Constant Staffing	0.00	0.00	89,295.54	117,522.08	0.00	0.00
6400 -- Retirement Contribution	151,209.61	214,425.57	132,099.46	140,009.95	140,213.72	171,981.97
6550 -- FICA/Medicare	14,713.53	21,526.41	8,923.02	22,036.27	14,149.63	8,525.60
6600 -- Health Insurance Contrib	182,221.06	187,099.74	198,997.90	197,686.28	198,174.94	197,882.34
6700 -- Unemployment Ins Contribution	44.80	41.60	5,610.00	45.44	19.68	0.00
6900 -- Workers Compensation	0.00	0.00	0.00	0.00	0.00	0.00
Total Salaries and Employee Benefits	1,399,194.37	1,864,515.25	975,615.90	1,796,158.78	1,328,737.50	1,020,653.91
Services and Supplies						
7030 -- Clothing and Personal	1,889.67	231.00	2,192.63	943.67	4,529.49	117.33
7050 -- Communications	6,143.78	7,795.65	7,631.76	7,888.37	11,211.36	6,365.40
7060 -- Food	315.00	73.59	0.00	0.00	2,552.91	0.00
7070 -- Household Supplies	3,626.22	2,617.26	3,413.34	3,169.50	4,225.72	2,991.31
7090 -- Insurance	0.00	0.00	0.00	0.00	0.00	0.00
7120 -- Equipment Maintenance	2,312.14	709.56	12,753.26	4,809.94	15,296.85	8,645.78
7200 -- Structure & Ground Maintenance	6,780.00	1,220.00	4,217.31	2,476.24	29,002.98	1,665.59
7205 -- Fire Defense Zone	8,080.67	31,142.50	23,412.89	43,126.96	38,645.84	32,400.99
7322 -- Consulting & Mgmt Fees	0.00	0.00	840.00	0.00	0.00	0.00
7324 -- Audit and Accounting Fees	0.00	0.00	0.00	0.00	9,446.50	0.00
7348 -- Instruments & Equip. < \$5000	196.49	54.25	0.00	0.00	0.00	0.00
7363 -- Equipment Maintenance	6,267.27	18,443.54	7,426.30	17,093.86	40,206.67	15,375.17
7400 -- Medical, Dental and Lab	3,656.12	2,448.29	3,152.49	1,918.92	3,624.96	1,277.39
7430 -- Memberships	1,500.00	711.00	0.00	0.00	0.00	1,727.50
7450 -- Office Expense	897.05	1,502.91	1,549.13	1,502.18	1,360.29	3,191.58

Expenditure Trend

May 22, 2023 of 4/30/2023
Accounting Period: CLOSED

Selection Criteria: Fund = 3650

Layout Options: Summarized By = Fund, LineItemAccount; Page Break At = Fund; Columns = 6mo, MTDActual

Fund 3650 -- Montecito Fire Protection Dist

Line Item Account	11/30/2022 Month-To-Date Actual	12/31/2022 Month-To-Date Actual	1/31/2023 Month-To-Date Actual	2/28/2023 Month-To-Date Actual	3/31/2023 Month-To-Date Actual	4/30/2023 Month-To-Date Actual
7456 -- IT Hardware Purchase < \$5K	854.22	587.86	2,117.27	399.37	0.00	1,103.36
7460 -- Professional & Special Service	34,223.63	22,816.03	16,521.83	21,177.11	59,936.86	34,072.94
7507 -- ADP Payroll Fees	850.45	835.45	850.45	929.70	1,146.80	846.65
7510 -- Contractual Services	4,189.82	23,492.61	2,021.85	2,651.60	7,658.35	1,461.54
7530 -- Publications & Legal Notices	104.88	58.14	2,921.07	0.00	0.00	212.04
7540 -- Rents/Leases-Equipment	932.59	179.44	179.44	760.23	179.44	179.44
7546 -- Administrative Expense	0.00	0.00	0.00	0.00	0.00	217,027.65
7580 -- Rents/Leases-Structure	0.00	0.00	2,525.76	2,449.62	0.00	2,525.76
7630 -- Small Tools & Instruments	1,686.01	319.00	3,197.11	2,876.50	0.00	96.11
7650 -- Special Departmental Expense	232.85	3,120.69	1,680.11	7,238.56	2,091.40	772.76
7671 -- Special Projects	29.09	8,188.17	0.00	0.00	1,392.84	262.03
7730 -- Transportation and Travel	6,885.39	6,805.70	8,812.47	2,221.76	6,695.96	-3,710.59
7731 -- Gasoline-Oil-Fuel	-2,361.00	12,420.18	17,771.58	8,274.00	6,693.34	2,923.84
7732 -- Training	5,276.03	5,264.34	550.88	8,564.11	7,784.42	6,698.35
7760 -- Utilities	1,100.32	20,159.52	5,862.00	5,992.30	4,764.98	4,394.37
Total Services and Supplies	95,668.69	171,196.68	131,600.93	146,464.50	258,447.96	342,624.29
Other Charges						
7830 -- Interest Expense	0.00	0.00	62,177.76	0.00	0.00	0.00
Total Other Charges	0.00	0.00	62,177.76	0.00	0.00	0.00
Capital Assets						
8200 -- Structures&Struct Improvements	0.00	0.00	3,600.00	0.00	6,156.50	0.00
8300 -- Equipment	10,844.14	15,924.97	7,141.74	0.00	7,895.96	2,500.00
Total Capital Assets	10,844.14	15,924.97	10,741.74	0.00	14,052.46	2,500.00
Total Expenditures	1,505,707.20	2,051,636.90	1,180,136.33	1,942,623.28	1,601,237.92	1,365,778.20

Expenditure Trend

Selection Criteria: Fund = 3650

Layout Options: Summarized By = Fund, LineItemAccount; Page Break At = Fund; Columns = 6mo, MTDActual

Fund 3650 -- Montecito Fire Protection Dist

Line Item Account	11/30/2022 Month-To-Date Actual	12/31/2022 Month-To-Date Actual	1/31/2023 Month-To-Date Actual	2/28/2023 Month-To-Date Actual	3/31/2023 Month-To-Date Actual	4/30/2023 Month-To-Date Actual
Other Financing Sources & Uses						
Other Financing Uses						
7901 -- Oper Trf (Out)	0.00	0.00	0.00	0.00	0.00	0.00
7910 -- Long Term Debt Princ Repayment	0.00	0.00	1,133,571.96	0.00	0.00	0.00
Total Other Financing Uses	0.00	0.00	1,133,571.96	0.00	0.00	0.00
Total Other Financing Sources & Uses	0.00	0.00	1,133,571.96	0.00	0.00	0.00
Total Montecito Fire Protection Dist	1,505,707.20	2,051,636.90	2,313,708.29	1,942,623.28	1,601,237.92	1,365,778.20
Total Report	1,505,707.20	2,051,636.90	2,313,708.29	1,942,623.28	1,601,237.92	1,365,778.20

**Montecito Fire Department
Mutual Aid Billing Detail
FY 2022-23**

Fire Name, #	Period Covered	Invoice #	Invoice Date	Agency	Total Due	Date Received	Amount Received
Camino, CA-SLU-009548 (FY22)	06/29-6/30/22	U-20222936	01/12/23	CalOES	25,107.10	04/01/23	25,107.11
Camino, CA-SLU-009548 (FY23)	7/1/2022	U-20222936 FY Split	01/12/23	CalOES	8,581.03	04/01/23	8,581.03
Fairview, CA-RRU-129712	09/07-09/12/22	U-20222862	11/15/22	CalOES	77,314.77	01/18/23	77,314.77
Fire Support & Extended Staffing, CA-LPF-000003	11/02-11/07/22	2022-10	12/01/22	USFS	12,956.60	12/22/22	12,956.60
Fire Support & Extended Staffing, CA-LPF-000003	11/15-11/26/22	2022-11	12/01/22	USFS	25,051.93	12/22/22	25,051.93
Howard, CA-LPF-002477	10/9-10/11/22	2022-09	12/01/22	USFS	10,873.87	12/27/22	10,873.87
McKinney, CA-KNF-006177	07/31-08/20/22	F-20222396	10/11/22	USFS	270,439.10	12/20/22	270,439.10
McKinney, CA-KNF-006177 (JM)	08/02-08/19/22	F-20222739	11/15/22	USFS	61,691.11	01/18/23	61,691.11
Mosquito, CA-TNF-001371	09/12-10/21/22	F-20223122	12/19/23	USFS	133,870.92	02/22/23	133,870.92
Oak, CA-MMU-016149	07/24-08/08/22	U-20222336	09/12/22	CalOES	53,832.12	11/14/22	53,832.12
OES Preposition XSB, CA-XSB-220020	08/31-09/06/22	O-20225153-MTO	12/19/22	CalOES	86,320.69	04/01/23	86,320.69
OES Preposition (Storm) XSB, CA-OES-230012	01/04-01/05/23	Processed through the FEMA disaster recovery process			-		
OES Preposition (Storm) XSB, CA-OES-230012	01/09-01/12/23	Processed through the FEMA disaster recovery process			-		
OES Preposition (Storm) XSB, CA-OES-230105	03/14-03/16/23			CalOES	95,244.13		
OES Preposition XSD, CA-OES-220045	09/09-09/11/22	O-20225158-MTO	12/20/22	CalOES	18,254.93	04/01/23	18,254.93
ONC Preposition, CA-ONC-000004	08/17-08/20/22	F-20222559	10/21/22	USFS	42,656.08	02/17/23	42,656.08
San Luis Obispo SAR, CA-OES-000024	01/21-01/22/23			CalOES	17,643.70		
SRF Lightning Complex, CA-SRF-000620	08/08-09/11/22	F-20222559	10/21/22	USFS	64,786.01	01/12/23	64,786.01
SRF Lightning Complex, CA-SRF-000620	08/30-09/21/22	F-20222771	11/15/22	USFS	323,685.77	01/12/23	323,685.77
Washburn, CA-YNP-000038	07/12-07/31/22	I-20222053	09/02/22	USFS	249,545.67	02/09/23	249,545.67
Wishon, CA-SQF-002089	08/18-08/21/22	F-2022229	09/29/22	USFS	11,815.89	11/10/22	11,815.89
					\$ 1,589,671.42		\$ 1,476,783.60

Attachment C

**MONTECITO FIRE PROTECTION DISTRICT
PARS Post-Employment Benefits Trust**

OPEB Account

Month	Beginning Balance	Contributions	Earnings	Expenses	Ending Balance	1-M % (net)	3-M % (net)
April 2022	13,494,381.54	-	(635,834.65)	5,019.48	12,853,527.41	-4.75%	-7.41%
May 2022	12,853,527.41	-	30,694.73	4,851.66	12,879,370.48	0.20%	-5.78%
June 2022	12,879,370.48	-	(501,067.92)	4,856.18	12,373,446.38	-3.93%	-8.31%
July 2022	12,373,446.38	-	458,494.03	4,741.77	12,827,198.64	3.67%	-0.20%
August 2022	12,827,198.64	-	(310,530.87)	4,853.01	12,511,814.76	-2.46%	-2.85%
September 2022	12,511,814.76	-	(662,816.28)	4,760.05	11,844,238.43	-5.34%	-4.28%
October 2022	11,844,238.43	-	148,898.83	4,578.09	11,988,559.17	1.22%	-6.54%
November 2022	11,988,559.17	-	484,196.67	4,612.28	12,468,143.56	4.00%	-0.35%
December 2022	12,468,143.56	-	(205,908.63)	4,728.72	12,257,506.21	-1.69%	3.49%
January 2023	12,257,506.21	-	536,668.86	4,670.02	12,789,505.05	4.34%	6.68%
February 2023	12,789,505.05	-	(279,592.49)	4,801.30	12,505,111.26	-2.22%	0.30%
March 2023	12,505,111.26	-	208,529.38	4,749.25	12,708,891.39	1.63%	3.68%
Total		-	(728,268.34)	57,221.81			

Total Contributions to the Plan = \$ 8,376,000

Total OPEB Liability at 6/30/2020 = \$ 14,205,047

PARS OPEB balance at 6/30/2020 = 12,402,086

Net OPEB Liability at 6/30/2020 = \$ **1,802,961**

Funded status = **87.3%**

Pension Account

Month	Beginning Balance	Contributions	Earnings	Expenses	Ending Balance	1-M % (net)	3-M % (net)
April 2022	6,425,836.12	-	(302,793.56)	2,390.21	6,120,652.35	-4.75%	-7.40%
May 2022	6,120,652.35	-	14,593.68	2,310.30	6,132,935.73	0.20%	-5.78%
June 2022	6,132,935.73	-	(239,100.37)	2,312.44	5,891,522.92	-3.94%	-8.32%
July 2022	5,891,522.92	-	217,959.56	2,231.01	6,107,251.47	3.66%	-0.22%
August 2022	6,107,251.47	-	(147,639.97)	2,284.19	5,957,327.31	-2.25%	-11.91%
September 2022	5,957,327.31	-	(315,732.03)	2,245.35	5,639,349.93	-5.34%	-4.28%
October 2022	5,639,349.93	-	70,945.08	2,179.43	5,708,115.58	1.22%	-6.54%
November 2022	5,708,115.58	-	230,490.02	2,195.73	5,936,409.87	4.00%	-0.35%
December 2022	5,936,409.87	-	(98,080.80)	2,251.15	5,836,077.92	-1.69%	3.49%
January 2023	5,836,077.92	-	255,485.30	2,223.49	6,089,339.73	4.34%	6.68%
February 2023	6,089,339.73	-	(133,135.11)	2,285.97	5,953,918.65	-2.22%	0.29%
March 2023	5,953,918.65	-	99,274.99	2,261.24	6,050,932.40	1.63%	3.68%
Total		-	(347,733.21)	27,170.51			

Total Contributions to the Plan = \$ 5,600,000

Total Accrued Pension Liability at 6/30/2021 = \$ 120,026,892

CalPERS total assets at 6/30/2021 = 119,440,372

Net Pension Liability at 6/30/2021 = \$ **586,520**

*Funded status = **99.5%**

*The PARS pension trust balance at 6/30/21 was \$6,762,426. When combined with CalPERS assets, total assets equal \$126,202,798, or a pension funded status of 105.1%.

**MONTECITO FIRE PROTECTION DISTRICT
PARS Post-Employment Benefits Trust**

**Account Report for the Period
3/1/2023 to 3/31/2023**

David Neels
Fire Chief
Montecito Fire Protection District
595 San Ysidro Rd.
Santa Barbara, CA 93108

Account Summary

Source	Balance as of 3/1/2023	Contributions	Earnings	Expenses	Distributions	Transfers	Balance as of 3/31/2023
OPEB	\$12,505,111.26	\$0.00	\$208,529.38	\$4,749.25	\$0.00	\$0.00	\$12,708,891.39
PENSION	\$5,953,918.65	\$0.00	\$99,274.99	\$2,261.24	\$0.00	\$0.00	\$6,050,932.40
Totals	\$18,459,029.91	\$0.00	\$307,804.37	\$7,010.49	\$0.00	\$0.00	\$18,759,823.79

Investment Selection

Source	
OPEB	Montecito Fire Protection District - OPEB
PENSION	Montecito Fire Protection District - PENSION

Investment Objective

Source	
OPEB	Individual account based on Moderately Conservative HighMark PLUS. The dual goals of the Moderately Conservative Strategy are current income and moderate capital appreciation. The major portion of the assets is committed to income-producing securities. Market fluctuations should be expected.
PENSION	Individual account based on Moderately Conservative HighMark PLUS. The dual goals of the Moderately Conservative Strategy are current income and moderate capital appreciation. The major portion of the assets is committed to income-producing securities. Market fluctuations should be expected.

Investment Return

Source	1-Month	3-Months	1-Year	Annualized Return			Plan's Inception Date
				3-Years	5-Years	10-Years	
OPEB	1.67%	3.80%	-5.38%	4.45%	3.41%	5.13%	1/19/2010
PENSION	1.67%	3.80%	-5.40%	4.43%	3.21%	-	6/29/2017

Information as provided by US Bank, Trustee for PARS: Not FDIC Insured: No Bank Guarantee: May Lose Value

Past performance does not guarantee future results. Performance returns may not reflect the deduction of applicable fees, which could reduce returns. Information is deemed reliable but may be subject to change.
Investment Return: Annualized rate of return is the return on an investment over a period other than one year multiplied or divided to give a comparable one-year return.
Account balances are inclusive of Trust Administration, Trustee and Investment Management fees

Headquarters - 4350 Von Karman Ave., Suite 100, Newport Beach, CA 92660 800.540.6369 Fax 949.250.1250 www.pars.org

Agenda

Item #3

MONTECITO FIRE PROTECTION DISTRICT

Minutes for the Regular Meeting of the Board of Directors

Held at Montecito Fire Protection District, 595 San Ysidro Road, Santa Barbara, CA 93108 on April 24, 2023 at 2:00 p.m.

Director van Duinwyk called the meeting to order at 2:00 p.m.

Present: Director van Duinwyk, Director Lee, Director Easton, Director Dougherty, Director Powell. Chief Neels and District Counsel Mark Manion were also present.

- 1. Public comment: Any person may address the Board at this time on any non-agenda matter that is within the subject matter jurisdiction of the Montecito Fire Protection District. (30 minutes total time allotted for this discussion.)**

There were no public comments at this meeting.

- 2. Receive presentation from Scott German of Fechter & Company regarding the Annual Financial Report for Fiscal Year Ended June 30, 2022. (Strategic Plan Goal 8)**

Scott German of Fechter & Company provided a presentation regarding the Annual Financial Report for Fiscal Year Ended June 30, 2022.

- a. Consider recommendation for approval of the report.**

Motion to approve the Annual Financial Report for Fiscal Year Ended June 30, 2022 made by Director Powell, seconded by Director Lee, and unanimously passed.

- 3. Recognition of Exemplary Performance: Fire Mechanic, Jess Moran.**

Director van Duinwyk provided a presentation of recognition to Fire Mechanic, Jess Moran for his exemplary performance during the January 9, 2023 storm event.

- 4. That the Board of Directors approve Resolution 2023-04, acknowledging receipt of a report made by the Fire Chief of the Montecito Fire Protection District regarding the inspection of certain occupancies required to receive annual inspections pursuant to sections 13146.2 and 13146.3 of the California Health and Safety Code. (Strategic Plan Goal 2)**

- a. Staff report presented by Fire Marshal Briner.**

Fire Marshal Briner provided a staff report regarding Resolution 2023-04, accepting a report on the status of all state mandated annual fire inspections in the Montecito Fire Protection District in conjunction with SB 1205 and California Health and Safety Code requirements. Motion to approve Resolution 2023-04, acknowledging receipt of a report made by the Fire Chief of the Montecito Fire Protection District regarding the inspection of certain occupancies required to receive annual inspections made by Director Powell, seconded by Director Easton. The Roll Call vote was as follows:

Ayes: S. Dougherty, M. Lee, P. van Duinwyk, J. A. Powell, S. Easton

Nays: None

Abstain: None

Absent: None

5. **That the Board of Directors authorize the Fire Chief to enter a contract with Fehr and Peers, in the amount of \$44,300 to complete the modeling of revised evacuation zones. (Strategic Plan Goal 1)**

- a. **Staff report presented by Fire Chief Neels.**

Chief Neels provided a staff report regarding the modeling of revised evacuation zones as recommended in the July 7, 2022, Emergency Evacuation Study. Motion to authorize the Fire Chief to enter contract with Fehr & Peers, in an amount of \$44,300 to complete the modeling of revised evacuation zones made by Director Lee, seconded by Director Easton, and unanimously passed.

6. **That the Board of Directors authorize the Fire Chief to enter into a Professional Services Agreement with Keith Turcot, 5 Bar Engineering, LLC for engineering and technical fees related to the VHF radio system upgrade. (Strategic Plan Goal 5)**

- a. **Staff report presented by Fire Chief Neels.**

Chief Neels provided a staff report regarding the District's VHF public safety radio system upgrade. Motion to authorize the Fire Chief to enter into a Professional Services Agreement with Keith Turcot, 5 Bar Engineering, LLC for engineering and technical fees related to the VHF radio system upgrade made by Director Easton, seconded by Director Powell, and unanimously passed.

7. **That the Board of Directors approve Resolution 2023-05, Amending Final Budget for FY 2022-23. (Strategic Plan Goal 8)**

- a. **Staff report presented by Accountant Nahas.**

Accountant Nahas provided a staff report regarding Resolution 2023-05, Amending Final Budget for FY 2022-23. Motion to approve Resolution 2023-05, Amending Final Budget for FY 2022-23 made by Director Easton, seconded by Director Lee. The Roll Call Vote was as follows:

Ayes: S. Dougherty, M. Lee, P. van Duinwyk, J. A. Powell, S. Easton

Nays: None

Abstain: None

Absent: None

8. Consider declaring vehicle 1324746 (2010 Chevy Tahoe) as surplus and authorize the Fire Chief to sell, donate, or dispose of the vehicle as specified in the Surplus Property policy. (Strategic Plan Goal 5)

a. Staff report presented by Fire Chief Neels.

Chief Neels provided a staff report regarding the 2010 Chevy Tahoe. Motion to authorize the Fire Chief to sell, donate or dispose of the vehicle as specified in the Surplus Property policy made by Director Powell, seconded by Director Easton, and unanimously passed.

9. Approval of Minutes of the March 27, 2023 Regular Meeting.

Motion to approve the minutes of the March 27, 2023 Regular meeting made by Director Lee, seconded by Director Easton and motion carried. Director Powell abstained from the vote.

10. Fire Chief's report.

Division Chief Ederer presented the Quarterly Operations Report, highlighting response data, significant incidents, training, personnel accomplishments, and project updates. Chief Neels highlighted the exceptional public support from the Board at the County Board of Supervisors meeting on April 4th, as well as the Resolution submitted by the District. The Chief stated that the Board of Supervisors, County Fire Chiefs and County Fire Department will receive the Ambulance Resolution upon completion. Chief Neels stated that UC Investments will draft the Fire Station letter of intent this week. He also mentioned the groundbreaking ceremony of the Regional Fire Communications Center tomorrow.

11. Board of Director's report.

There were no items to report at this meeting.

12. Suggestions from Directors for items other than regular agenda items to be included for the May 22, 2023 Regular Board meeting.

Meeting Adjourned at 3:23 p.m.

President Peter van Duinwyk

Secretary Sylvia Easton

Agenda

Item #4

PUBLIC ACCESS DEFIBRILLATION PROGRAM

Board of Directors
Meeting
May 22, 2023



In 2006, the American Heart Association (AHA) recommended states adopt legislative approaches to support community lay rescuer Public Access Defibrillation (PAD) programs.

As of 2010, all states enacted:

1. Targeted Site Placement of AEDs
2. Training Anticipated Responders
3. EMS Coordination
4. Response Plan & Continuous Quality Improvement
5. Maintenance & Testing
6. Limit Civil Liability for Lay Bystander AED Use



1. Targeted Site Placement of AEDs

- Schools
- Health & fitness centers
- State-owned or occupied facilities
- Public golf courses
- Locations with large group gatherings



2. Training anticipated responders

- Includes AED use training.
- Middle schools and high schools are encouraged to make the training a graduation requirement



3. EMS coordination

- Notification to Local EMSA with the number, type, and location of installed AEDs



4. Response Plan & Continuous Quality Improvement

- Encourages a response plan to be written and practiced.
- Review AED use incidents and review effectiveness.



5. Maintenance & Testing

- Ensure that the AED is tested at least bi-annually, after each use, and in accordance with the guidelines set forth by the manufacturer.



6. Limit civil liability for lay bystander AED use

- Civil liability or qualified immunity protection for AED users acting in good faith and as a reasonably prudent person would act in similar circumstances.



We have met with the following public entities and have confirmed that they in fact have an AED:

- Montecito YMCA
- EL Montecito Presbyterian Church
- Laguna Blanca

We will continue to contact public facilities within our district to capture all available public AEDs



AEDS AVAILABLE TO REPURPOSE FOR COMMUNITY

In order to comply with the updated Santa Barbara County EMS Policy 533-09b (Cardiac Arrest VF/VT), Montecito Fire Department will replace **24 AEDs** that are currently in our fleet of emergency response vehicles, to meet the new requirement settings for first responder AEDs. These existing AEDs have **4 years of service life remaining.**



We can repurpose these AEDs by placing them throughout our community with minimal financial impact during the introduction phase of a Public Access Defibrillation program. A similar act was completed by the Santa Barbara City Fire Department in 2017.

COMMUNITY PLACEMENT OPPORTUNITIES

May 22, 2023 - Regular Pg 111

As we continue to confirm the locations of available public AEDs, we have identified **20 additional locations** that would enhance the availability of AEDs within the Montecito community.



COMMUNITY PLACEMENT OPPORTUNITIES

May 22, 2023 - Regular Pg 112

Confirmed

- Station 91 – 595 San Ysidro Road
- Montecito YMCA – 591 San Ysidro Road
- El Montecito Presbyterian Church – 1455 East Valley Road
- Laguna Blanca School – 260 San Ysidro Road



COMMUNITY PLACEMENT OPPORTUNITIES

May 22, 2023 - Regular Pg 113

Proposed Pending Validation

- Crane Country Day School - 1795 San Leandro Lane
- Montecito Union Elementary School - 385 San Ysidro Road
- The Valley Club of Montecito - 1901 East Valley Road
- Birnam Wood Golf Club - 1941 East Valley Road
- Knollwood Tennis Club - 1675 East Valley Road
- All Saints by The Sea Episcopal Church - 83 Eucalyptus
- Rosewood Miramar Beach - 1759 South Jameson Lane
- Coral Casino Beach & Cabana Club - 1281 Channel Drive
- Montecito Sanitary District - 1042 Monte Cristo Lane
- Santa Barbara Cemetery - 901 Channel Drive
- Our Lady Mount Carmel Church & School - 1300 East Valley Road
- Cold Springs Elementary School - 2243 Sycamore Canyon Road
- Station 92 - 2300 Sycamore Canyon Road
- Lotus Land - 695 Ashley Road
- Montecito Covenant Church - 671 Cold Spring Road
- Westmont College - 955 La Paz Road
- San Ysidro Ranch - 900 San Ysidro Lane
- Pierre Lafond - 516 San Ysidro Road
- Manning Park - 449 San Ysidro Road
- Montecito Water District - 583 San Ysidro Road



COMMUNITY PARTNERSHIP OPPORTUNITIES

May 22, 2023 - Regular Pg 114

With the implementation of a Public Access Defibrillation Program, those participating would need to

- Comply with all regulations governing the placement of an AED
- Notify the local EMS agency of the existence, location, and type of AED
- Maintain and test the AED
- Test the AED at least twice a year and after each use
- Inspect all AEDs on the premises at least every 90 days and maintain records of the maintenance and testing of the AED as required by statute

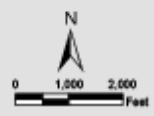
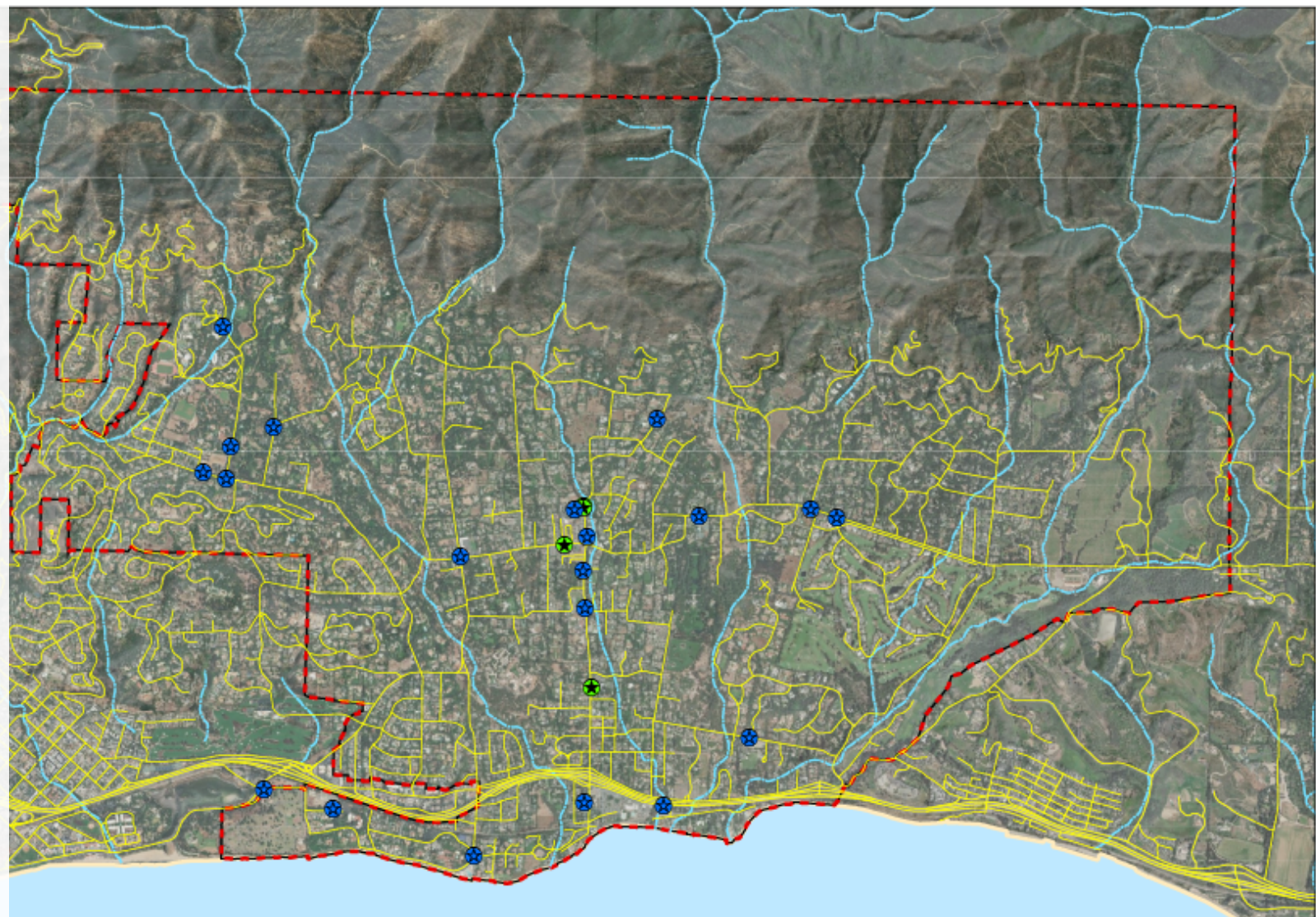
Our organization could support those within the program with CPR training and assess the AEDs during annual business inspections.



COMMUNITY PLACEMENT OPPORTUNITIES

There was no data available from SBC EMSA however, PulsePoint reflects two registered AEDs within Montecito District. One is located at the YMCA and the other is within Upper Village.

The next phase in research will be connecting with the local entities that meet the targeted site placement requirement and assess the status of present or needed AEDs.



AED Location:
Confirmed
Proposed

MFD Boundary
Streets
Creeks & Rivers



MONTECITO FIRE DISTRICT
Public Automated External Defibrillators (AED)
20230516
Compiled by ZWORLD GIS.

Dear Maew,

I want to thank you
for sending Ron and his
thinking of you
crew to trim the trees
and for the many things
you have done for me in
the past.

Sincerely,
Josie